



**2012**

**2013 04**

)

(

2012 ..... 2

..... 2

..... 5

..... 7

..... 9

..... 19

..... 26

..... 29

..... 35

..... 39

..... 41

..... 125

		2012 1 1 -2012 12 31

			000517
	RONGAN PROPERTY CO.,LTD.		
	RONGAN PROPERTY		
	513 (14-12)		
	315010		
	513	11	15 16
	315010		
	<a href="http://www.rongan.com.cn/">http://www.rongan.com.cn/</a>		
	stock@000517.com		

	513	513
	15	15
	0574-87312566	0574-87312566
	0574-87310668	0574-87310668
	stock@000517.com	stock@000517.com

	<a href="http://www.szse.cn/">http://www.szse.cn/</a> <a href="http://www.cninfo.com.cn/">http://www.cninfo.com.cn/</a>

	1989 05 19		3302001000354	330204144068565	14406856-5
	2011 06 15	513 14-12	330200000013909	330204144068565	14406856-5
		1993 8 6 1999 10 31 2009 6 8			
		1999 2009 4 10 78.02%			


	2012	2011	(%)	2010
	2,056,054,459.29	1,627,407,093.35	26.34%	1,249,938,654.88
	424,271,520.60	404,750,497.11	4.82%	246,566,355.37
	366,779,350.43	292,546,657.63	25.37%	248,858,674.68
	2,879,542,437.98	-530,547,950.65	642.75%	-1,994,940,027.81
/	0.3998	0.3814	4.82%	0.2323
/	0.3998	0.3814	4.82%	0.2323
%	16.78%	19.2%	-2.42%	13.83%

			36,544.54	
	-131,144,936.51	-4,360,432.38	-2,786,271.23	
	-8,384,246.05	986,902.99	-459,316.18	
	57,492,170.17	112,203,839.48	-2,292,319.31	--

1

1

2012

2012

9

2012

2012

20068 2011 47.92%  
2012

50.7 20.56 26.34% 2012 6.32 52 55.31%  
4.24 4.82% 0.40 / 4.82% 107.29  
3.90% 28.02 21.26% 16.78% 73.89%  
28.12%  
2012 96.48 ( ) 12.96  
16.46

		m <sup>2</sup>	m <sup>2</sup>		
		67785	205178	2011 5	2012 12
		33301	96913	2011 9	2013
		19300	56339	2011 10	2013 1
		71293	156800	2011 11	2013
		6238	43006		
		5231	37000		
		35392	76853	2012 5	2013
		24202	88313	2012 6	
		94940	284416		

1

1,147,696,842.58 2,056,054,459.29 428,647,365.94 26.34%  
223,917,404.39 24.24%

2

	47,616,074.00
%	2.32%

5

			%
1		14,698,291.00	0.72%
2		8,598,109.00	0.42%
3		8,248,301.00	0.4%
4		8,107,431.00	0.39%
5		7,963,942.00	0.39%
		47,616,074.00	2.32%

3

		2012	2011

		794,899,930.38	69.26%	0.00	0%	69.26%
		305,178.24	0.03%	1,036,883.52	0.11%	-0.08%
		286,314,992.13	24.95%	658,466,347.43	71.34%	-46.39%
		1,397,654.27	0.12%	4,523,343.72	0.49%	-0.37%
		30,905,960.96	2.69%	214,281,289.30	23.21%	-20.52%
		0.00	0%	29,996,464.25	3.25%	-3.25%
		10,213,758.41	0.89%	13,004,876.17	1.41%	

	305,210,353.67	123,063,946.12	148.01%
	21,868,788.06	21,902,105.14	-0.15%
	283,341,565.61	101,161,840.98	180.09%
	2,197,678,360.11	3,632,000,000.00	-39.49%
	5,438,910,425.35	2,919,358,702.14	86.3%
	-3,241,232,065.24	712,641,297.86	-554.82%
	-78,348,061.65	283,255,188.19	-127.66%

30%

			(%)	%	%	%
	2,037,657,687.98	1,124,037,474.39	44.84%	25.45%	22%	1.56%
	18,044,724.65	23,657,083.39	-31.1%	842.13%	1,258.67%	-40.19%
	2,037,657,687.98	1,124,037,474.39	44.84%	25.45%	22%	1.56%
	18,044,724.65	23,657,083.39	-31.1%	842.13%	1,258.67%	-40.19%
	1,393,664,486.63	861,379,565.65	38.19%	68.93%	225.56%	-0.7%
	662,037,926.00	286,314,992.13	56.75%	-44.52%	-56.52%	11.94%

1

	2012		2011		%
		%		%	
	370,200,247.96	3.45%	472,898,309.61	4.58%	-1.13%
	15,371,045.07	0.14%	20,039,631.75	0.19%	-0.05%
	7,361,126,409.24	68.61%	9,733,616,190.23	94.26%	-25.65%
	223,615,807.58	2.08%			2.08%
	24,076,579.89	0.22%	25,082,303.82	0.24%	-0.02%
	10,391,545.54	0.1%	9,689,535.30	0.09%	0.01%

2

	2012		2011		%
		%		%	
	200,000,000.00	1.86%	10,000,000.00	0.1%	1.76%
	533,000,000.00	4.97%	1,056,000,000.00	10.23%	-5.26%

1

2

3

1

							( )	( )	
				500000000	3,344,612,967.91	732,267,576.25	1,495,566,540.00	204,245,016.89	154,922,686.19

			7,917.09

1

2013

2

2013

	80-140	C	90-160	B	A	B	C	A
3 2013			90					
2013			37	35	2		10-15	

1

2

3

4

5

6

4

5

1

2012

2013

2

3

**1**

	19,979,845.22	-20,154.78	1
	184,136,000.28	-4,863,999.72	2
	16,995,254.62	10,795,254.62	3
	10,038,604.49	-2,352,034.05	4

1

2012 5 11

2,000.00

2010 2011

2012

			%
2012	0.00	424,271,520.60	0%
2011	0.00	404,750,497.11	0%
2010	0.00	246,566,355.37	0%

1

2

2012

300

600

50

1

---

2012 02 21					
2012 02 22					
2012 02 23					
2012 02 23					
2012 02 23					
2012 02 23					
2012 02 23					

2012 02 14



---

						(%)								


**2**

2012

2012

90% 10%

28890

3210

2012-033	2012	10	08	B019	D029			

**1**

A1				0				

B3		B4	
A1+B1	52,950	A2+B2	24,200
A3+B3	101,052	A4+B4	69,800
A4+B4		24.91%	
C			0
D 70%			1,000
E 50%			0
C+D+E			1,000

2

--	--	--	--	--	--	--	--	--	--	--



---

	52
	4

2005 7 29

02



2012-018	2012	D013 ,	2012 07 05
2012-019			
2012-020	2012	D021 ,	2012 07 10
2012-021	2012	D024 ,	2012 08 08
2012-022	2012		
2012-023	2012	D016 , A39	2012 08 16
2012-024			
2012-025	2012		
2012-026	2012	B005 , B180	2012 08 25
2012-027		D088 , B302	2012 08 28
2012-028	2012		
2012-029	2012	B012 , B005	2012 09 01
2012-030			

1

		20,903	5				23,515
5%							
		%					
		78.02%	828,000,000		828,000,000	0	467,054,546
		6%	63,667,851		63,667,851	0	53,667,851
		0.93%	9,917,689		9,917,689	0	7,760,000
		0.36%	3,825,097		3,825,097	0	
		0.28%	3,000,000		0	3,000,000	
		0.25%	2,673,738		0	2,673,738	
		0.21%	2,274,998		0	2,274,998	
		0.21%	2,239,139		0	2,239,139	

0.21%

	4		
	3,000,000		3,000,000
	2,673,738		2,673,738
	2,274,998		2,274,998
	2,239,139		2,239,139
	2,227,501		2,227,501
	2,200,222		2,200,222
	2,150,110		2,150,110
	1,543,282		1,543,282
	1,420,000		1,420,000

--	--

**3**

--	--	--

**END**

**შედეგების შედარება**

				50	2011 18	05	2014 17	05	0		0
				56	2011 18	05	2014 17	05	50,000		50,000
				60	2011 18	05	2014 17	05	0		0
				41	2011 18	05	2014 17	05	50,000		50,000



1964 11

1979 9

1978 10

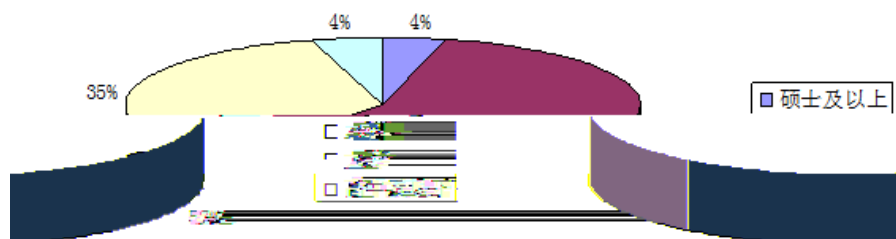
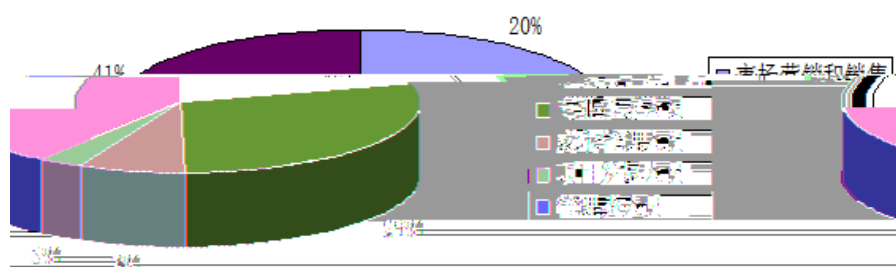
1976 1

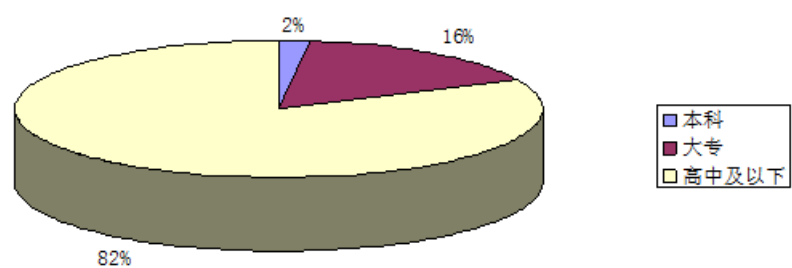
1971 10

			1999 11 19		
			2011 01 22		
			2011 05 01		
			2011 01 22		
			2011 04 02		
			2008 05 01		

			50		0	34	34
			56		0	75	75
			60		0		0
			41		75	0	75
			43		75	0	75
			41		75	0	75
			50		8	0	8
			51		8	0	8

		15
		6
		82
		8
		116
		72
		9





3

2012 12 31

45

3675

13550

> , 2012 3 <

2010

2011

**1**

--	--	--	--	--	--

2011

2012 05

			100%		D013
			90.54%		
2012	2012 07 09	<		2012 07 10	D021
		>			
2012	2012 08 24			2012 08 25	B180 B005
2012	2012 08 31			2012 09 01	B005 B012
2012	2012 10 25		99.77%	2012 10 26	B256 D004
			100%		
			29.66%		

A.

2012 7 27

B.

2013 1 29

C.

2012 12 17

D.

2013 2 28

2

2012

1

2013 1 18

2

2013 2 27

2012

2012

2013 4 15

2012 12 31

2012

3

2013 1 18

2012

2012

2013 3 25

2012

4

2012

2012

2013

3

2

2012

2012

1

2012

2012

2013 3 21 2013

2 2012

2012

2012

1

2

3

4

5

2012

2012 11

11

	2013 04 23

2010 3 24



	2013 04 19
	2013 00773

2012 12 31

2012

1

2

2012 12 31

2012

**1**

	370,200,247.96	472,898,309.61
	200,000.00	2,221,009.25
	15,371,045.07	20,039,631.54

---


	452,567.92	
	7,384,878,772.39	6,959,455,544.27
	533,000,000.00	1,056,000,000.00
	9,302,666.49	
	542,302,666.49	1,056,000,000.00
	7,927,181,438.88	8,015,455,544.27
	1,061,307,495.00	1,061,307,495.00
	66,958,770.08	
	1,673,337,793.13	1,249,066,272.53
	2,801,604,058.21	2,310,373,767.53

	29,620,319.36	
	1,332,591.65	1,088,587.16
	338,306,549.14	142,771,008.51
	3,620,159,906.45	1,495,824,725.94
	1,984,305.81	9,342,731.49
	4,020,259,528.19	1,708,015,994.73
	2,440,938,136.81	2,806,429,710.61
	7,356,561.44	7,194,768.29
	1,326,242.05	1,113,299.17
	652,605.87	230,262.17
	2,450,273,546.17	2,814,968,040.24
	6,470,533,074.36	4,522,984,034.97



---

**3**

	2,056,054,459.29	1,627,407,093.35
	2,056,054,459.29	1,627,407,093.35

1,530,217,672.90

	503,213,207.73	519,866,453.83
	78,941,687.13	115,115,956.72
	424,271,520.60	404,750,497.11
	424,271,520.60	404,750,497.11
	--	--
	0.3998	0.3814
	0.3998	0.3814
	424,271,520.60	404,750,497.11
	424,271,520.60	404,750,497.11

4

	261,604,418.08	21,930,075.72
	107,718,263.99	19,664,227.59
	8,125,176.24	70,910.25
	10,000.00	
	20,291,002.42	36,623,832.04
	-152,847.35	-33,562.78
	113,553,552.00	47,484,855.26
	557,733,249.11	319,420,084.69
	-805,723.93	-258,256.92

---

	569,792,519.89	237,539,898.05
	4.46	110,218,494.95
	274,867.74	331,389.58
	3,606.32	
	569,517,656.61	347,427,003.42

	136,209,549.15	17,568,670.33
	5,207,953,052.59	2,625,736,202.59
	1,077,513,533.79	2,732,258,815.66
	68,312,115.14	57,518,942.08
	429,886,746.54	287,243,152.86
	752,698,219.14	79,263,242.64
	2,328,410,614.61	3,156,284,153.24
	2,879,542,437.98	-530,547,950.65
	1,210,000.00	
	900.00	123,063,946.12
	303,999,453.67	
	305,210,353.67	123,063,946.12
	2,088,293.25	4,752,105.14
		17,150,000.00
	19,780,494.81	
	21,868,788.06	21,902,105.14
	283,341,565.61	101,161,840.98

---

	2,108,400,000.00	3,632,000,000.00
	89,278,360.11	
	2,197,678,360.11	3,632,000,000.00

	9,399,914,125.31	6,353,356,442.10
	821,895,880.33	-1,305,677,813.71
	173,467,642.23	172,400,000.00
	900.00	122,988,946.30
	288,900,000.00	
	462,368,542.23	295,388,946.30
	1,875,868.52	1,764,095.14
		78,330,000.00
	26,200,000.00	
	28,075,868.52	80,094,095.14
	434,292,673.71	215,294,851.16
	1,681,400,000.00	2,705,000,000.00
	89,278,360.11	
	1,770,678,360.11	2,705,000,000.00
	3,057,000,000.00	1,565,000,000.00
	3,057,000,000.00	1,565,000,000.00
	-1,286,321,639.89	1,140,000,000.00
	-30,133,085.85	49,617,037.45
	58,988,941.63	9,371,904.18
	28,855,855.78	58,988,941.63

7

	1,061,307,495.00						1,249,066,272.53			2,310,373,767.53
	1,061,307,495.00						1,249,066,272.53			2,310,373,767.53
		66,958,770.08					424,271,520.60			491,230,290.68

3										
4										
1										
2										
3										
4										
1										
2										
	1,061,307,495.00	66,958,770.08					1,673,337,793.13			2,801,604,058.21

	1,061,307,495.00						844,315,775.42			1,905,623,270.42
	1,061,307,495.00						844,315,775.42			1,905,623,270.42
							404,750,497.11			404,750,497.11



	1,061,307, 495.00	2,416,974, 950.79			38,114,576 .67		-714,675.0 69.10	2,801,721, 953.36
	1,061,307, 495.00	2,416,974, 950.79			38,114,576 .67		-714,675.0 69.10	2,801,721, 953.36
		66,958,770 .08						

2								
	1,061,307, 495.00	2,483,933, 720.87			38,114,576 .67		-144,735,0 68.79	3,438,620, 723.75

	1,061,307, 495.00	2,416,974, 950.79			38,114,576 .67		-1,062,227, 043.41	2,454,169, 979.05
	1,061,307, 495.00	2,416,974, 950.79			38,114,576 .67		-1,062,227, 043.41	2,454,169, 979.05
							347,551,97 4.31	347,551,97 4.31
							347,551,97 4.31	347,551,97 4.31
							347,551,97 4.31	347,551,97 4.31
1								
2								
3								
1								
2								
3								
4								
1								
2								

---

3								
4								
1								
2								

2

3

1 1 12 31

4

5

1

2

6

1

2

7

8

1

2

9

1

2

3

A  
B

4

5

6

A

B

7

10

1

	1000

2


	(%)	(%)
1 1	5%	5%
1 2	10%	10%
2 3	30%	30%
3 4	60%	60%
4 5	80%	80%
5	100%	100%

3


11

1

2

3

4

5

12

1

A

B

A

B

C

2

6

3

4

13

1  
2  
3

4

14

1

2

3

		%	%
	20-40	5%	4.75%
	10-15	5%	9.5%
	4-5	5%	23.75%
	3-5	5%	31.67%

4

5

15

1

2

3

16

1

2

3

3

4

17

18

19

1

2

3

4

5

6

A

B

C

D

E

20

21

22

1

2

23

1

2

3

4

24

25

1

2

3

4

A

B

26

1

2

27

1

2

28

1

1

2

2

3

29

1

2

30

31

32

1

2

33

1

2

34

1

		17%



--	--	--	--	--	--	--	--	--	--	--	--	--	--

---

				30,000. 00		30,000. 00		100%	100%				
				10,000. 00		10,000. 00		100%	100%				

35,000.  
00                      35,000.  
00                      100%    100%

				620.00		620.00		100%	100%				
--	--	--	--	--------	--	--------	--	------	------	--	--	--	--

2

3

								(%)	(%)				
				2,000.00		2,000.00		100%	100%				

2012 8 31

2,000

100%

90%

10%

100%

2012 10

2

3

4

1 2012 5 11 2,000.00

[2012]008

2 2012 3 22

18,900.00 [2012]005

[2012]011

3 2012 1 4 620.00

[2011]071

4 2012 8 31 2,000

100% 90% 10%

100% 2012 10

1

2012

28,890.00 3,210.00 90%

10% 2012 10 26 2012 11 1

4

	19,979,845.22	-20,154.78
	184,136,000.28	-4,863,999.72
	16,995,254.62	10,795,254.62
	10,038,604.49	-2,352,034.05

	215,438,840.67	154,409,931.93

5

6

	7,856,648.51	

7

8

9

10

1

:	--	--	632,353.49	--	--	630,497.14
	--	--	632,353.49	--	--	630,497.14
	--	--	369,567,894.47	--	--	447,915,213.10
	--	--	369,567,894.47	--	--	447,915,213.10
	--	--	0.00	--	--	24,352,599.37
	--	--	0.00	--	--	24,352,599.37
	--	--	370,200,247.96	--	--	472,898,309.61

2

1

2

3

3

1

	200,000.00	2,221,009.25
	200,000.00	2,221,009.25

2

3

4

5

1

---

2

3

6

1

		(%)		(%)		(%)		(%)

	16,537,231.79	--	1,166,186.72	21,525,665.00	--	1,486,033.25
--	---------------	----	--------------	---------------	----	--------------

2

3

4

5 5

5

				(%)
		3,108,715.00	1-2	18.8%
		1,000,000.00	1-2	6.05%
		1,000,000.00	1-2	6.05%
		500,000.00	1	3.02%
		250,000.00	1	1.51%
	--	5,858,715.00	--	35.43%


6

7

8

7

1



---

5	361,700.00	1.4%	361,700.00	348,000.00	1.43%	348,000.00
	25,795,585.68	--	5,494,235.83	24,420,629.42	--	3,951,473.37

7

8

9

8

1

		%		%
1	8,391,657.38	89.72%	5,823,395.24	78.69%
1 2	387,025.76	4.14%	1,577,286.76	21.31%
2 3	573,970.96	6.14%		
	9,352,654.10	--	7,400,682.00	--

2

		1,226,142.00		
		1,000,000.00		
		298,355.88		
		243,892.89		

4

9

1

	1,984,305.81		1,984,305.81	12,420,731.49	12,420,731.49
	5,736,565,808.42		5,736,565,808.42	9,212,004,311.04	9,212,004,311.04
	1,622,475,220.10		1,622,475,220.10	509,191,147.70	509,191,147.70
	101,074.91		101,074.91		
	7,361,126,409.24		7,361,126,409.24	9,733,616,190.23	9,733,616,190.23

2

3

4

	[ 3]	2009 7	2013 6	168,315,643.48	1,289,650,194.83
5	[ 1]	2007 6			136,290,334.50
		2010 6	2013 1	732,744,329.23	653,052,682.40
A-03-4		2006 9	2012 7		273,349,631.21
		2010 10	2013 6	842,250,046.07	734,940,554.49
		2011 5	2013 9	1,301,022,624.12	1,088,415,888.28
II-3-E		2011 6	2013 11	645,128,895.06	548,183,973.04
4		2011 9	2013 11	1,092,425,467.79	955,154,208.90
22# A B		2011 12	2015 3	941,238,177.04	904,214,643.32
				5,723,125,182.79	6,583,252,110.97

[ 2]				2,615,470,574.44
	2012 12	2015 12	13,440,625.63	13,281,625.63
			13,440,625.63	2,628,752,200.07
			5,736,565,808.42	9,212,004,311.04

	607,172,829.77	228,794,002.89	455,585,788.72	380,381,043.94

## 10

		166,873.43	0
		166,873.43	0

## 11

1

2

## 12

1

2

## 13

--	--	--

	1,334,950,865.55	0
	1,334,950,865.55	0

14

	(%)	(%)					
	49%	49%	209,567,277.17	161,043,644.73	48,523,632.44		-1,644,334.55

15

1

						(%)	(%)				
		26,950,000.00	24,582,303.82	-805,723.93	23,776,579.89	49%	49%				
		200,000.00	200,000.00	-200,000.00	0.00						

16

1

		228,866,284.53		228,866,284.53
1.		228,866,284.53		228,866,284.53
		5,250,476.95		5,250,476.95
1.		5,250,476.95		5,250,476.95
		223,615,807.58		223,615,807.58
1.		223,615,807.58		223,615,807.58
		223,615,807.58		223,615,807.58

---

	3,113,442.87		421,588.76		3,535,031.63
			816,014.93		816,014.93
	1,091,666.94		1,064,639.05		

18

1

2

3

4

5

19

20

21

22

23

1

--	--	--	--	--

	1,347,988.04	535,299.15	6,000.00	1,877,287.19
	1,347,988.04	535,299.15	6,000.00	1,877,287.19
	232,277.77	323,289.63	6,000.00	549,567.40
	232,277.77	323,289.63	6,000.00	549,567.40
	1,115,710.27	212,009.52		1,327,719.79
	1,115,710.27	212,009.52		1,327,719.79
	1,115,710.27	212,009.52		1,327,719.79
	1,115,710.27	212,009.52		1,327,719.79

323,289.63

2

24

	0.00	7,856,648.51		7,856,648.51	
		7,856,648.51		7,856,648.51	

25

26

1

		1,665,105.65	1,359,376.66
		3,066,847.94	3,008,021.33
15%		175,690.00	795,149.45

	78,398,979.05	28,134,236.08
	123,564,624.81	33,296,783.52
	9,302,666.49	
	9,302,666.49	

2

	123,564,624.81		33,296,783.52	
	9,302,666.49			

27

--	--	--	--	--

---

2

30

31

32

1

	1,002,723,440.68	913,845,182.85
	1,002,723,440.68	913,845,182.85

2

5 5

3

---

	644,882,598.00	205,305,769.00
	1,546,106,043.00	257,503,351.00

	147,874,464.50	143,290,298.17
	953,936.50	476,911.07
	-9,584,221.85	-4,085,800.37
	111,512,436.75	101,525,591.03
	118,272,267.12	192,865,637.38

36

	2,277,257.82	5,840,819.95
	738,894.85	123,475,451.06
	3,016,152.67	129,316,271.01

37

	492,358.24	492,358.24	
	492,358.24	492,358.24	--

38

1

	687,810,691.44	2,030,870,574.37
	687,810,691.44	2,030,870,574.37

2

5 5

	600,564,888.41	1,976,164,888.41
	600,564,888.41	

**3**

	600,564,888.41	1,976,164,888.41
	600,564,888.41	1,976,164,888.41

**4**

	600,564,888.41	
	12,926,503.00	
	6,386,864.00	
	6,026,600.00	
	3,000,000.00	
	3,000,000.00	
	631,904,855.41	

**39****40****1**

1	450,000,000.00	1320.21 Td1C810

				%				
	2010 09 02	2013 07 08		6.15%		100,000,000. 00		100,000,000. 00
	2010 10 08	2013 07 08		6.15%		100,000,000. 00		100,000,000. 00
	2011 10 19	2013 12 19		6.46%		100,000,000. 00		100,000,000. 00
	2011 07 15	2013 12 19		6.46%		50,000,000.0 0		50,000,000.0 0
	2011 07 15	2013 12 19		6.46%		40,000,000.0 0		40,000,000.0 0
	--	--	--	--	--	390,000,000. 00	--	390,000,000. 00

3

4

41

--	--	--

	533,000,000.00	1,056,000,000.00
--	----------------	------------------

2

				%				
	2011 01 07	2014 01 06		6.77%		80,000,000.0 0		80,000,000.0 0
	2011 12 22	2014 06 21		6.77%		80,000,000.0 0		80,000,000.0 0
	2011 09 23	2014 01 06		6.77%		70,000,000.0 0		70,000,000.0 0
	2011 06 15	2014 06 14		6.21%		40,000,000.0 0		40,000,000.0 0
	2012 06 21	2014 03 31		6.77%		40,000,000.0 0		40,000,000.0 0
	--	--	--	--	--	310,000,000. 00	--	310,000,000. 00

43

44

1

2

45

46

46

47

	1,061,307,495.00						1,061,307,495.00

48

49

50

		66,958,770.08		66,958,770.08
		66,958,770.08		66,958,770.08

8  
100%  
2012 11  
2004 5 12  
A-03-4  
30%  
1,860.00  
22,319,590.03  
70,678,360.11  
1,860.00

51

52

53

afG5hR-`

	1,249,066,272.53	

---

**4**


1,393,66

	18,745,034.60	24,458,884.75
	6,911,082.82	1,737,136.60
	1,080,502.88	2,133,259.84
	929,201.00	2,972,033.80
	55,265.00	115,507.60
	10,529,592.00	
	2,974,534.52	2,181,964.87
	41,225,212.82	33,598,787.46

58

	34,482,578.24	42,917,937.93
	9,884,430.62	10,698,532.93
	4,984,748.13	5,168,080.85
	2,424,929.32	4,840,850.73
	2,744,424.60	2,885,557.85
	1,615,279.28	1,876,210.88
	1,951,320.00	1,831,167.60
		505,823.00
	1,843,677.83	1,678,899.36
	390,125.00	3,448,417.51
	650,605.00	166,000.00
	263,027.30	749,610.80
	664,843.32	222,999.98
	1,105,914.63	2,331,658.05
	6,636,385.63	3,659,175.21
	69,642,288.90	82,980,922.68

59

	613,465.85	3,493,520.49
	-73,543,631.82	
	-69,381,479.99	3,004,070.85

60

61

1

	-805,723.93	-258,256.92
	106,571,159.33	
	105,765,435.40	-258,256.92

2

3

--	--	--	--

1	100.00%	105,561,159.33
2	10%	1,010,000.00

62

	1,826,359.48	3,152,685.59
	1,826,359.48	3,152,685.59

**63****1**

		111,567,119.15	
	142,101.00	6,008,900.00	142,101.00
	64,300.00		64,300.00
	15,000.00	65,001.84	15,000.00
	147,074.13	177,826.01	147,074.13
	368,475.13	117,818,847.00	368,475.13

**2**

	142,101.00	6,008,900.00	
	142,101.00	6,008,900.00	--

**64**

65

	160,407,917.70	123,355,028.52
	-81,466,230.57	-8,239,071.80
	78,941,687.13	115,115,956.72

66

	424,271,520.60	404,750,497.11
	366,779,350.43	292,546,657.62
	1,061,307,495.00	1,061,307,495.00
	12	12

2

	689,122,670.59
	63,575,548.55
	752,698,219.14

3

4

5

(	89,278,360.11
	89,278,360.11

	4,057,187.30	57,399.99
	-105,765,435.40	258,256.92
	-90,709,506.12	-8,239,071.80
	9,302,666.49	
	2,317,402,692.46	-3,559,892,083.16
	-2,541,004,220.55	887,788,113.93
	2,852,422,675.98	1,850,375,661.54
	2,879,542,437.98	-530,547,950.65
2	--	--
3	--	--
	370,200,247.96	448,548,309.61
	448,548,309.61	165,293,121.42
	-78,348,061.65	283,255,188.19

	873,214,793.23	
	815,980.77	
	658,591,933.33	

3

	370,200,247.96	448,548,309.61
	632,353.49	630,497.14
	369,567,894.47	447,915,213.10
		2,599.37
	370,200,247.96	448,548,309.61

70

1

2

1



50%

2

							(%)	(%)	
--	--	--	--	--	--	--	-----	-----	--

[ 4]			26 309			45,000	100%	100%	69138217-4
[ 5]			( 5 )			50,000	100%	100%	69507386-2
[ 6]						70,000	100%	100%	55112023-6
[ 7]			115 438			50,000	100%	100%	56055550-6
[ 8]			668 501			30,000	100%	100%	55799074-2
[ 9]			29-B 29-C 29-D			10,000	100%	100%	56589516-3

[ 10]			160 3-13			35,000	100%	100%	57366815-5
[ 11]			700 18			500	100%	100%	72040234-x
			513 11-12			500	100%	100%	56387819-1
[ 12]			513 14-12 -8			600	100%	100%	56388919-x
[ 13]			513 14-12 -7			500	100%	100%	56388969-1
			513 15-12			518	100%	100%	57366278-1
			1 523			2,000	100%	100%	59536146-1
[ 14]			106			2,000	100%	100%	66287146-2

			1			620	100%	100%	58748423-4
			149						
[ 15]			700 17			18,900	100%	100%	59157318-4

3

						(%)	(%)		
					5,500	49%	49%		66206554-0

4

--	--	--	--	--	--	--	--	--	--

--	--	--

/

		1,000.00	2011 10 20	2014 10 20	

10%

121.00

6

		600,564,888.41	1,976,164,888.41
		738,894.85	123,475,451.06

1

2

3

4

5

1

2

2012 12 31

1,304,232,000.00

1

2

	0.00
	0.00

3

1

2

3

4

5

6

7

1 2005 7 29 , ( 02 ),

2

8

8

1

1

		(%)		(%)		(%)		(%)
	31,179,283.54	100%	1,558,964.18	5%				
	31,179,283.54	100%	1,558,964.18	5%				
	31,179,283.54	--	1,558,964.18	--		--		--

		(%)		(%)		(%)		(%)
1	--	--	--	--	--	--	--	--
	31,179,283.54	100%	1,558,964.18					

1	31,179,283.54	100%	1,558,964.18		
	31,179,283.54	--	1,558,964.18	--	

2

3

4

5 5

5

6

				(%)
		30,126,283.55		96.62%
		1,052,999.99		3.38%
	--	31,179,283.54	--	100%

7

8

2

1

		(%)		(%)		(%)		(%)
	3,811,679,403.00	100%	191,519,496.55	5.02%	1,575,349,634.67	100%	79,524,908.73	5.05%
	3,811,679,403.00	100%	191,519,496.55	5.02%	1,575,349,634.67	100%	79,524,908.73	5.05%
	3,811,679,403.00	--	191,519,496.55	--	1,575,349,634.67	--	79,524,908.73	--

		(%)		(%)		(%)		(%)
1	--	--	--	--				

2

3

4

5

5

5

6

				(%)
		1,914,056,765.83	1	50.22%
		1,242,815,511.68	1	32.61%
		272,335,457.53	1	7.14%
		145,695,186.83	1	3.82%
		131,005,177.76	1	3.44%
	--	3,705,908,099.63	--	97.23%

7

				(%)
		1,914,056,765.83		50.22%
		1,242,815,511.68		32.61%
		272,335,457.53		7.14%
		145,695,186.83		3.82%
		131,005,177.76		3.44%
	--	3,705,908,099.63		97.23%

8

3

						(%)	(%)				
		219,022,5 81.90	219,022,5 81.90		219,022,5 81.90	100%	100%				
		1,950,614 .81	1,950,614 .81		1,950,614 .81	70%	70%				
		12,687,48 1.16	12,687,48 1.16		12,687,48 1.16	5%	5%				
		299,415,0 66.79	299,415,0 66.79		299,415,0 66.79	90%	90%				
		870,293,0 60.72	870,293,0 60.72		870,293,0 60.72	100%	100%				
		679,955,9 52.10	679,955,9 52.10		679,955,9 52.10	48.6%	48.6%				
			390,885,8 49.87	-390,885, 849.87		90%	90%				
		5,000,000 .00	5,000,000 .00		5,000,000 .00	100%	100%				
		280,000,0	280,000,0		280,000,0	40%	40%				

		00.00	00.00		00.00						
		5,180,000 .00	5,180,000 .00		5,180,000 .00	100%	100%				
		6,200,000 .00		6,200,000 .00	6,200,000 .00	100%	100%				
		20,000,00 0.00		20,000,00 0.00	20,000,00 0.00	100%	100%				
		44,004,65 4.74	42,039,10 3.26	-805,723. 93	41,233,37 9.33	49%	49%				
		2,443,709 ,412.22	2,806,429 ,710.61	-365,491, 573.80	2,440,938						
	--										

3

	118,211,099.09	107,718,263.99	20,692,538.95	19,005,234.72
	118,211,099.09	107,718,263.99	20,692,538.95	19,005,234.72

4

	118,211,099.09	107,718,263.99	20,692,538.95	19,005,234.72
	118,211,099.09	107,718,263.99	20,692,538.95	19,005,234.72

5

		(%)
	76,681,227.76	64.87%
	25,748,960.30	21.78%
	5,720,237.63	4.84%
	5,145,015.83	4.35%
	4,915,657.57	4.16%
	118,211,099.09	100%

5

1

	660,524,822.91	319,678,341.61
	-805,723.93	-258,256.92
	-101,985,849.87	
	557,733,249.11	319,420,084.69

2



1

	%		
	16.78%	0.3998	0.3998
	14.51%	0.3456	0.3456

2

3

30% 30% 5% 5% 10% 10%

		/	/	+/-
1		1,226,283,125.77		
		1,334,950,865.55		
2		223,615,807.58		
3		123,564,624.81	33,296,783.52	271.10%
4		200,000,000.00	10,000,000.00	1900.00%
5		4,910,189,574.08	1,952,126,816.00	151.53%
6		118,272,267.12	192,865,637.38	-38.68%
7		687,810,691.44	2,030,870,574.37	-66.13%
8		450,000,000.00	1,714,000,000.00	-73.75%
9		533,000,000.00	1,056,000,000.00	-49.53%
10		66,958,770.08		
11		339,208,449.11	173,957,220.30	95.00%
12		-69,381,479.99	3,004,070.85	-2409.58%
13		105,765,435.40	-258,256.92	-41053.57%
(14)		368,475.13	117,818,847.00	-99.69%
(15)		128,757,489.19	4,628,104.53	2682.08%
(16)		78,941,687.13	115,115,956.72	-31.42%

1

8

2

5

2012 6

3

271.10%

4

1900.00%

5	151.53%		
6	38.68%		
7	66.13%		
8		73.75%	2012
9	49.53%		2013
10	26		
11	95.00%		
12	2409.58%	32	
13	106,023,692.32		34
14	99.69%		
111,567,119.15			
15	36		-4 A B
C			124,120,416.93
16	31.42%		

1  
2  
3  
4