



		2018 1 1 2018 6 30
		2017-140
		2017-141
		XGT2017-02
		17-93
		2017 20
		C C53/5

			000517
	RONGAN PROPERTY CO.,LTD.		
	RONGAN PROPERTY		

	18F A 700	18F A 700
	0574-87312638	0574-87312566
	0574-87310668	0574-87310668
	stock@000517.com	denghuatang@000517.com

□ √

2017

□ √

2017

□ √

	1,268,224,529.60	3,698,751,853.56	-65.71%
	174,560,991.46	469,695,613.91	-62.84%
	160,431,730.40	436,481,675.10	-63.24%
	905,212,018.34	397,314,005.14	127.83%
/	0.0548	0.1475	-62.85%
/	0.0548	0.1475	-62.85%
	4.04%	12.01%	-7.97%
	20,865,161,785.91	13,195,197,376.92	58.13%
	4,329,280,254.35	4,218,397,712.59	2.63%

□ √

□ √

√ □

		-65,823.46
		6,701,072.65
		601,261.23
		11,596,476.76

	4,708,246.80	
	-4,520.68	
	14,129,261.06	--

1 —

1 —

□ √

1 —

□ √

1

2

3

81

4

5

				%		%
1				100.00%	43006	98.60%
2				100.00%	37000	98.20%

1		409000	278640	4.65%-5.41%	
2		120000	120000	6.50%	3+2
		529000	398640		

“ ” “ ”

	1,268,224,529.60	3,698,751,853.56	-65.71%	
	808,740,086.68	2,827,038,503.16	-71.39%	
	56,937,102.71	29,283,695.23	94.43%	
	53,424,477.67	29,323,638.62	82.19%	
	24,980,617.07	52,369,843.09	-52.30%	
	35,932,905.35	136,768,977.06	-73.73%	
	905,212,018.34	397,314,005.14	127.83%	
	-1,071,877,679.67	289,919,380.84	-469.72%	
	703,468,690.22	461,175,863.02	52.54%	

	536,803,028.89	1,148,409,249.00	-53.26%	
	51,045,170.08	159,398,920.51	-67.98%	
	-9,022,584.14	43,708,429.37	-120.64%	

□ √

	1,173,843,051.33	743,636,558.03	36.65%	-67.45%	-73.15%	13.45%
	34,034,167.75	30,064,088.06	11.66%	8.17%	20.58%	-9.10%
	27,590,645.13	21,070,231.86	23.63%	57.33%	1.05%	42.52%
	1,173,843,051.33	743,636,558.03	36.65%	-67.45%	-73.15%	13.45%
	34,034,167.75	30,064,088.06	11.66%	8.17%	20.58%	-9.10%
	27,590,645.13	21,070,231.86	23.63%	57.33%	1.05%	42.52%
	1,140,855,145.18	705,646,666.76	38.15%	-65.35%	-72.41%	15.83%
	94,612,719.03	89,124,211.19	5.80%	-73.97%	-65.49%	-23.16%

□ √

	1,364,568,037.74	6.54%	827,765,008.85	6.27%	0.27%	
	27,924,525.66	0.13%	39,911,975.07	0.30%	-0.17%	
	14,521,058,218.12	69.59%	7,814,024,652.88	59.22%	10.37%	
	475,887,795.01	2.28%	489,180,708.18	3.71%	-1.43%	
	136,853,853.19	0.66%	52,206,555.90	0.40%	0.26%	
	8,828,695.69	0.04%	6,625,543.35	0.05%	-0.01%	
	180,000,000.00	0.86%	75,000,000.00	0.57%	0.29%	
	1,961,900,000.00	9.40%	1,486,400,000.00	11.26%	-1.86%	

□ √

	1,200,000.00	
	4,897,618,088.28	
	354,430,289.94	
	392,977,954.15	
	5,646,226,332.37	--

45

30,000

2015

√ □

	128,729,530.00	12,900,000.00
		897.90%

□ √

□ √

□ √

□ √

□ √

□ √

√ □

10%

			500,000,000.	3,921,901,83	756,688,028.	1,035,030,70	286,722,79	213,802,603.95
			00	2.91	67	1.87	4.93	

□ √

□ ✓

□ ✓

2018		0.0003%	2018 02 09	2018 02 10	2018 2018-016
2018		0.0256%	2018 02 28	2018 03 01	2018 2018-025
2018		0.0257%	2018 05 03	2018 05 04	2018 2018-056
2017		0.0257%	2018 05 14	2018 05 15	2017 2018-060
2018		0.0640%	2018 06 28	2018 06 29	2018 2018-078

□ √

□ √

√ □

			25000			
			000517			
			2008 8			
		18				
			2009 9 11	2015 04 01	2019 09 10	
			15			
			6500			
			000517	2015 06 19	2019 9 10	
			2008 8			
		18				

			2009 9 11 15			
			2009 9 11 15	2009 09 11	2019 9 10	
				2007 12 07		

				2008 01 08		
				2008 07 14		
		1				
		2		2007 08 03		

				2007 09 03		
				2007 11 15		

√

√

√

√

√

√

√

√

√

□ √

□ √

□ √

□ √

□ √

□ √

□ √

□ √

□ √

√ □

	2017 12 12	26,400	2018 04 02	19,800				
	2018 04 16	42,200	2018 06 27	20,000				
	2018 04 16	25,000		0	—	—	—	—
	2018 06 12	11,000	2018 06 12	0				
A1			78,200	A2				39,800
A3			104,600	A4				39,800
	2014	8,000	2015 01 29	8,000				

	11 13							
	2016 12 31	21,200	2017 01 19	20,000				
	2017 07 04	36,000	2017 10 23	15,000				
	2017 09 19	10,000	2018 03 11	7,000				
	2017 09 27	30,000	2017 09 27	23,800				
	2017 10 31	30,000	2017 10 31	0				
	2018 01 24	20,000	2018 03 11	20,000				
	2018 03 09	10,000	2018 03 14	10,000				
	2018 03 09	5,000	2018 03 16	3,000				
	2018 06 15	50,000	2018 06 13	5,000				
	B1		85,000	B2			45,000	
	B3		220,200	B4			111,800	

	2018 03 06	30,000	2018 02 28	30,000			
C1			30,000	C2			30,000
C3			30,000	C4			30,000
A1+B1+C1			193,200	A2+B2+C2			114,800
A3+B3+C3			354,800	A4+B4+C4			181,600
A4+B4+C4				41.95%			
D				0			
E 70%				151,600			
F 50%				0			
D+E+F				151,600			

□ √

□ √

--	--	--	--

√ □

2018 2 11

5 37266 1.0-2.2 7.38 9000 /
 2018 2 9 2.3 9050 /

2018 2 23 2018
 2 11 5

5 2018 7 30 9150 /
 9380 / 7.69

	148,305,989	4.66%	0	0	0	-128,320	-128,320	148,177,669	4.65%
1	0	0.00%	0	0	0	0	0	0	0.00%
2	0	0.00%	0	0	0	0	0	0	0.00%
3	148,305,989	4.66%	0	0	0	-128,320	-128,320	148,177,669	4.65%
	1,655,208	0.05%	0	0	0	0	0	1,655,208	0.05%
	146,650,781	4.61%	0	0	0	-128,320	-128,320	146,522,461	4.60%
4	0	0.00%	0	0	0	0	0	0	0.00%
	0	0.00%	0	0	0	0	0	0	0.00%
	0	0.00%	0	0	0	0	0	0	0.00%
	3,035,616,496	95.34%	0	0	0	128,320	128,320	3,035,744,816	95.35%
1	3,035,616,496	95.34%	0	0	0	128,320	128,320	3,035,744,816	95.35%
2	0	0.00%	0	0	0	0	0	0	0.00%
3	0	0.00%	0	0	0	0	0	0	0.00%
4	0	0.00%	0	0	0	0	0	0	0.00%
	3,183,922,485	100.00%	0	0	0	0	0	3,183,922,485	100.00%

√ □

63,281 25% 15,820

6 112,500

128,320

□ √

□ √

□ √

□ √

√ □

	63,281	15,820	0	47,461		2018 1 1
	112,500	112,500	0	0		2018 6 29
	175,781	128,320	0	47,461	--	--

□ √

		64,603		8		0	
		5%	10				
		47.93%	1,525,939,995	0	0	1,525,939,995	1,100,870,000
		23.56%	750,000,000	0	0	75,000,000	
		6.12%	195,000,000	0	146,250,000	48,750,000	
		5.14%	163,657,953	0	0	163,657,953	

		0.25%	8,021,214	0	0	8,021,214		
		0.20%	6,432,000	0	0	6,432,000		
		0.19%	6,036,700	-1,132,586	0	6,036,700		
		0.17%	5,447,803	-780,000	0	5,447,803		
		0.14%	4,605,580	605,500	0	4,605,580		
		0.14%	4,499,870	90,400	0	4,499,870		
10	3							
		10						
10								
							1,525,939,995	1,525,939,995
							750,000,000	750,000,000
							163,657,953	163,657,953
							48,750,000	48,750,000
							8,021,214	8,021,214
							6,432,000	6,432,000
							6,036,700	6,036,700
							5,447,803	5,447,803
							4,605,580	4,605,580
							4,499,870	4,499,870
10	10 10	10						
			10	10				
10	4							

10 10
□ √
10 10

□ √

□ √

□ √

□ √

2017

□ √

2017

2015	15	112262	2015 08 07	2020 08 07	120,000	6.50%	
			150	2015 15 2018 6 26	2 15	8.00%	15
					2018-073		

			8				023-63786433
						80	

	0.00

1 2015 7 23

2015

2015 378

AA

2 2016 4 27

2015

2016

2016 339

AA

3 2017 6 20

2015

2017

2017 764

AA

4 2018 5 25

000



	79.13%	67.88%	11.25%
	38.72%	68.21%	-29.49%
EBITDA	2.64	10.78	-75.51%
	100.00%	100.00%	0.00%
	100.00%	100.00%	0.00%

30%

√ □

1 45.79% 29.49%

2 EBITDA 75.51%

□ √

100,000.00 102,400.00 19,860.00 2018 6 30
 409,000.00 278,640.00

2018 4 30

20%

2018
2018

2018 5 4

2018-057

□ √

□ √

2018 06 30

	1,364,568,037.74	827,765,008.85
	27,924,525.66	39,911,975.07
	26,728,413.58	995,509,374.79

	2,875,291,894.72	722,207,870.42
	8,167,362,349.61	4,518,515,339.96
	24,450,068.97	28,454,118.10
	149,706,010.24	258,128,338.33
	74,888,936.88	34,237,738.35
	2,107,623.75	2,069,969.59
	1,183,989,846.12	189,964,687.95
	644,500,000.00	399,600,000.00
	13,302,296,730.29	6,228,178,062.70
	1,961,900,000.00	1,486,400,000.00
	1,195,022,797.52	1,193,932,844.58
	16,056,505.00	16,056,505.00
	7,924,449.71	5,107,113.48
	27,766,141.84	27,766,141.84
	3,208,669,894.07	2,729,262,604.90
	16,510,966,624.36	8,957,440,667.60
	3,183,922,485.00	3,183,922,485.00

	-1,691,402,956.34	-1,691,402,956.34
	92,208,133.06	92,208,133.06
	2,744,552,592.63	2,633,670,050.87
	4,329,280,254.35	4,218,397,712.59
	24,914,907.20	19,358,996.73
	4,354,195,161.55	4,237,756,709.32
	20,865,161,785.91	13,195,197,376.92

	78,418,546.76	175,825,008.39
	456,398.55	363,320.87
	10,341,799,845.11	7,187,772,165.44
	509,753,188.39	
	1,159,780.85	
	10,931,587,759.66	7,363,960,494.70

	16,635,560.05	16,635,560.05
	2,102,006,537.69	2,100,327,415.93
	518,391.09	
	4,652,746.31	3,679,031.75
	2,330,828.85	1,417,229.10
	60,557,053.83	50,623,833.29
	2,186,701,117.82	2,172,683,070.12
	13,118,288,877.48	9,536,643,564.82
	430,682,518.83	5,856,551.87
	134,061.50	
	2,745,868.21	3,966,798.77
	45,465,172.22	45,376,926.94
	70,229,140.72	31,297,135.74
	2,107,623.75	2,069,969.59
	7,193,035,755.64	3,955,293,963.31

	7,744,400,140.87	4,043,861,346.22
	1,195,022,797.52	1,193,932,844.58
	1,195,022,797.52	1,193,932,844.58
	8,939,422,938.39	5,237,794,190.80
	3,183,922,485.00	3,183,922,485.00
	726,690,568.79	726,690,568.79
	130,322,709.73	130,322,709.73
	137,930,175.57	257,913,610.50
	4,178,865,939.09	4,298,849,374.02
	13,118,288,877.48	9,536,643,564.82

--	--	--

	1,268,224,529.60	3,698,751,853.56
	1,268,224,529.60	3,698,751,853.56
	1,057,308,648.60	3,136,993,963.58
	808,740,086.68	2,827,038,503.16
	51,045,170.08	159,398,920.51
	56,937,102.71	29,283,695.23
	53,424,477.67	29,323,638.62
	24,980,617.07	52,369,843.09
	62,181,194.39	39,579,362.97
“ ”		
“ ”	-9,022,584.14	43,708,429.37
	-20,619,060.90	167,055.93
“_”		
“_”	-65,823.46	-11,285.59
	6,701,072.65	
“ ”	208,528,546.05	605,455,033.76
	1,008,356.32	2,535,972.87
	407,095.09	1,716,570.93
“ ”	209,129,807.28	606,274,435.70
	35,932,905.35	136,768,977.06
“ ”	173,196,901.93	469,505,458.64

“ ”	173,196,901.93	469,505,458.64
	174,560,991.46	469,695,613.91
	-1,364,089.53	-190,155.27
1.		
2.		
1.		
2.		
3.		
4.		
5.		
6.		

	0.0548	0.1475
	0.00	0.00

	2,864,453.29	16,473,677.36
	165,868.39	0.00
	24,133.72	27,433.23
		20,000.00
	15,787,091.29	11,558,880.73
	35,269,775.31	40,249,920.74
	161,713,203.06	51,618.93
“ ”		
“ ”	143,788,645.86	230,244,328.37
	1,679,121.76	
“ ”		-13,985.59
“ ”	-66,306,972.62	194,796,166.51
	75,030.85	2,700.34
	6,264.00	88,510.41
“ ”	-66,238,205.77	194,710,356.44
	-9,933,220.54	-10,339,422.09
“ ”	-56,304,985.23	205,049,778.53
“ ”		
“ ”		

1.		
2.		
1.		
2.		
3.		
4.		
5.		
6.		
	-56,304,985.23	205,049,778.53

	5,045,467,945.04	2,844,957,328.37



	2,440,823,878.09	15,474,614,074.87
		118,769,522.09
	2,445,686,568.50	15,595,278,081.19
	-1,071,877,679.67	289,919,380.84
	6,920,000.00	15,650,000.00
	6,920,000.00	15,650,000.00
	1,024,000,000.00	733,000,000.00
	180,000,000.00	
	1,210,920,000.00	748,650,000.00
	198,600,000.00	7,500,000.00
	128,851,309.78	29,974,136.98
	180,000,000.00	250,000,000.00
	507,451,309.78	287,474,136.98
	703,468,690.22	461,175,863.02
	536,803,028.89	1,148,409,249.00
	826,565,008.85	791,951,516.14
	1,363,368,037.74	1,940,360,765.14

	168,868.39	14,710,898.00

	33,455,305,917.48	43,819,416,200.37
	33,455,474,785.87	43,834,127,098.37
	86,220,543.49	8,351,649.35
	7,700,140.23	6,039,062.85
	37,121.53	81,887.33
	33,552,424,372.97	43,974,355,152.42
	33,646,382,178.22	43,988,827,751.95
	-190,907,392.35	-154,700,653.58
	17,959,733.81	590,474,758.86
	142,109,524.10	228,394,541.85
		2,700.00
	160,069,257.91	818,872,000.71
	2,927,531.65	508,424.30
		503,124,074.87
	2,927,531.65	503,632,499.17
	157,141,726.26	315,239,501.54
	180,000,000.00	
	180,000,000.00	
	63,640,795.54	902,777.78
	180,000,000.00	100,000,000.00

	243,640,795.54	100,902,777.78
	-63,640,795.54	-100,902,777.78
	-97,406,461.63	59,636,070.18
	175,825,008.39	25,608,568.12
	78,418,546.76	85,244,638.30

	3,183,922,485.00				-1,691,402,956.34				92,208,133.06		2,633,670,050.87	19,358,996.73	4,237,756,709.32	
	3,183,922,485.00				-1,691,402,956.34				92,208,133.06		2,633,670,050.87	19,358,996.73	4,237,756,709.32	
“ ”											110,882,541.76	5,555,910.47	116,438,452.23	
											174,560,991.46	-1,364,089.53	173,196,901.93	
												6,920,000.	6,920,000.	

												00	00
1												6,920,000.00	6,920,000.00
2													
3													
4													
												-63,678,449.70	-63,678,449.70
1													
2													
3												-63,678,449.70	-63,678,449.70
4													
1													
2													
3													
4													
1													
2													
	3,183,922,485.00				-1,691,402,956.34			92,208,133.06		2,744,552,592.63	24,914,907.20	4,354,195,161.55	

	3,183,922,485.00				-1,691,402,956.34				83,149,321.12		2,100,973,050.84	3,676,641,900.62	
	3,183,922,485.00				-1,691,402,956.34				83,149,321.12		2,100,973,050.84	3,676,641,900.62	
“ ”											469,695,613.91	15,459,844.73	485,155,458.64
											469,695,613.91	-190,155.27	469,505,458.64
												15,650,000.00	15,650,000.00
1												15,650,000.00	15,650,000.00
2													
3													
4													
1													
2													
3													
4													

1												
2												
3												
4												
1												
2												
	3,183, 922,48 5.00				-1,691,4 02,956. 34			83,149, 321.12		2,570,6 68,664. 75	15,459, 844.73	4,161,7 97,359. 26

	3,183,92 2,485.00				726,690,5 68.79					130,322,7 09.73	257,913 ,610.50	4,298,849 ,374.02

1
2
3
4
1
2

-63,678, -63,678,4
449.70 49.70

	2,485.00	68.79	97.79	,303.07	,254.65
	3,183,92	726,690,5	121,263,8	176,384	4,208,261
	2,485.00	68.79	97.79	,303.07	,254.65
“ ”				205,049	205,049,7
				,778.53	78.53
				205,049	205,049,7
				,778.53	78.53
1					
2					
3					
4					
1					
2					
3					
1					
2					
3					
4					

1											
2											
	3,183,92 2,485.00				726,690,5 68.79				121,263,8 97.79	381,434 ,081.60	4,413,311 ,033.18

1 1 12 31

	1000

√ □

1 1	5.00%	5.00%
1 2	10.00%	10.00%
2 3	30.00%	30.00%
3 4	60.00%	60.00%

4 5	80.00%	80.00%
5	100.00%	100.00%

√

√

1

2

3

-

4

5

6

7

		20-40	5.00%	4.75%-2.38%
		10-15	5.00%	9.50%-6.33%
		4-5	5.00%	23.75%-19.00%
		3-5	5.00%	31.67%-19.00%



1 Q'P (Δμὰ

1
2

□ √

□ √

		11% 10% 5%
		7% 5%
		25%
		11% 10% 3%
		5%
		6%
		17% 16%
		3%
		5%
	[]	
		3%
		2%

	259,379.16	393,698.62
	1,363,108,658.58	826,171,310.23
	1,200,000.00	1,200,000.00
	1,364,568,037.74	827,765,008.85

	31,326,141.47	100.00%	3,401,615.81	10.86%	27,924,525.66	46,822,080.00	100.00%	6,910,104.93	14.76%	39,911,975.07
	31,326,141.47	100.00%	3,401,615.81	10.86%	27,924,525.66	46,822,080.00	100.00%	6,910,104.93	14.76%	39,911,975.07



41.47

5.81

5.66 080..

1	26,592,413.58	99.49%	995,373,374.79	99.99%
3	136,000.00	0.51%	136,000.00	0.01%
	26,728,413.58	--	995,509,374.79	--

1

		14,137,016.59	1	52.88%	
		9,433,840.00	1	35.30%	
		573,400.00	1	2.15%	
		86,000.00	3	0.32%	
		71,290.00	1	0.27%	
		24,301,546.59		90.92%	

	24,725,416.70	3,226,666.67
	24,725,416.70	3,226,666.67

65,689,683.51

0.00

/	1,368,797,437.48	1,382,572,852.29
	777,583.70	399,079.70
	1,671,105,599.91	278,585,525.19
	5,782,951.66	4,057,160.94
	4,275,327.11	3,986,397.99
	27,915,252.08	12,099,839.69
	3,078,654,151.94	1,681,700,855.80

	/	605,120,000.00	1	19.66%	30,256,000.00
	/	270,380,000.00	1	8.78%	13,519,000.00
		234,373,500.00	1	7.61%	11,718,675.00
		230,000,000.00	1	7.47%	11,500,000.00
		210,150,429.25	1	6.83%	10,507,521.46
	--	1,550,023,929.25	--	50.35%	77,501,196.46

	13,720,453,723.17		13,720,453,723.17	7,533,013,294.20		7,533,013,294.20
	770,038,802.99	2,120,133.80	767,918,669.19	306,327,275.79	32,818,035.14	273,509,240.65
	32,685,825.76		32,685,825.76	7,502,118.03		7,502,118.03
	14,523,178,351.92	2,120,133.80	14,521,058,218.12	7,846,842,688.02	32,818,035.14	7,814,024,652.88

	2016 1 25	2018 8 31	850,00 0,000.0 0	731,00 4,498.5 3			84,659, 170.61	815,66 3,669.1 4	72,252, 714.08		
	2016 4 14	2018 6 15	1,514,0 00,000. 00	986,40 9,040.6 5	1,381,1 04,858. 20		394,69 5,817.5 5				
	2016 3 30	2018 9 30	320,00 0,000.0 0	143,16 9,892.3 2			41,631, 577.34	184,80 1,469.6 6			
	2016 6 20	2018 10 30	1,300,0 00,000. 00	727,87 4,211.5 2			129,78 0,030.4 4	857,65 4,241.9 6	26,964, 034.15	11,379, 509.36	;

			0				7	7			
	2018 8 28	2019 11 25	503,00 0,000.0 0				212,00 1,194.6 0	212,00 1,194.6 0			
	2018 8 28	2019 11 25	853,00 0,000.0 0				389,74 1,523.1 2	389,74 1,523.1 2			
	2018 9 30	2020 12 30	103,00 0,000.0 0	12,804, 625.63				12,804, 625.63			
	2018 5 18	2020 5 10	177,00 0,000.0 0	26,892, 661.39			3,015,7 16.16	29,908, 377.55			
[2017]4 8	2018 8 27	2020 11 30	1,512,0 00,000. 00				710,54 5,245.2 8	710,54 5,245.2 8			
I-11 I-12 I-14	2018 8 31	2020 6 15	1,100,0 00,000. 00				569,68 3,479.0 0	569,68 3,479.0 0			
	2018 9 15	2020 12 31	1,324,0 00,000. 00				692,01 3,736.0 0	692,01 3,736.0 0			
44-1	2018 9 7	2020 7 30	1,774,9 00,000. 00				991,64 0,000.0 0	991,64 0,000.0 0			
2017-2 4	2018 10 15	2020 8 30	1,194,0 00,000. 00				703,34 1,240.3 8	703,34 1,240.3 8			
	2018 11 5	2020 8 21	1,000,0 00,000. 00				509,58 4,320.0 0	509,58 4,320.0 0			

CX06-0 2-04a											
CD010 301-2	2018 11 8	2021 4 19	400,00 0,000.0 0				163,00 0,000.0 0	163,00 0,000.0 0			
			27,393, 900,00 0.00	7,533,0 13,294. 20	1,381,1 04,858. 20		7,568,5 45,287. 17	13,720, 453,72 3.17	157,13 8,351.3 3	52,464, 851.32	

“ ”

			2007 6	512,074.62						512,074.62	
			2010 6	5,550,119.84				1,114,349.89		4,435,769.95	
			2013 1	78,832,547.16				11,192,504.91		67,640,042.25	
			2013 12	7,770,152.74						7,770,152.74	
II-3-E			2013 10	3,238,186.35				1,557,021.20		1,681,165.15	
			2015 12	118,275,862.25		11,017,961.21		118,479,504.15		10,814,319.31	
			2016 12	37,250,942.98		1,062,002.62		21,143,131.12		17,169,814.48	
	()		2016 12	45,819,185.62		-2,223,409.00		25,385,794.08		18,209,982.54	
			2017 9	9,078,204.23						9,078,204.23	
			2018 6			1,381,104,858.20		748,377,580.48		632,727,277.72	
				306,327,275.7-7							

	32,818,035.14			30,697,901.34		2,120,133.80
	32,818,035.14			30,697,901.34		2,120,133.80

	634,694.74					634,694.74
	2,828,047.44			1,342,608.38		1,485,439.06
	29,355,292.96			29,355,292.96		
	32,818,035.14			30,697,901.34		2,120,133.80

			72,252,714.08
	11,379,509.36	4.75%	26,964,034.15
	9,789,734.38	4.75%	13,926,192.75
	12,851,171.39	4.99%	16,203,879.70
	6,908,952.21	5.13%	13,601,059.42
	4,452,039.67	5.23%	6,096,793.14
	1,867,944.91	4.99%	2,878,178.69
	5,189,110.51	5.23%	5,189,110.51
	26,388.89	4.75%	26,388.89
	52,464,851.32		157,138,351.33

	986,409,040.65	
	727,874,211.52	857,654,241.96

	206,807,237.94	232,326,756.91	
	642,672,786.43	760,635,815.69	
	811,491,521.52	864,602,221.50	
	578,121,044.11	663,595,579.80	
	381,398,008.83	411,698,433.15	
		734,554,102.10	
		372,550,937.17	
	311,566,001.90	354,430,289.94	5000 “ ” 2
	4,646,339,852.90	5,252,048,378.22	


	612,549,234.75	389,009,529.07
	190,000,000.00	420,000,000.00
	802,549,234.75	809,009,529.07

	359,315,090.05		359,315,090.05	333,085,560.05		333,085,560.05
	359,315,090.05		359,315,090.05	333,085,560.05		333,085,560.05
	359,315,090.05		359,315,090.05	333,085,560.05		333,085,560.05

	10,000,000.00			10,000,000.00					2.00%	
Glusense Ltd	6,635,560.05			6,635,560.05					2.78%	
	286,380,000.00	6,189,530.00		292,569,530.00					40.00%	
	20,000,000.00			20,000,000.00					39.22%	
	10,000,000.00			10,000,000.00					14.81%	
	10,000.00			10,000.00					0.21%	

	10,000.00			10,000.00					0.22%	
	10,000.00			10,000.00					0.16%	
	10,000.00			10,000.00					0.46%	
	10,000.00			10,000.00					0.87%	
	10,000.00			10,000.00					0.50%	
	10,000.00			10,000.00					1.12%	

		10,000.00		10,000.00					1.45%	
		10,000.00		10,000.00					0.27%	
		10,000.00		10,000.00					0.41%	
		10,000.00		10,000.00					0.19%	
		10,000,000.00		10,000,000.00					7.42%	
		10,000,000.00		10,000,000.00					3.10%	
	333,085,560.05	26,229,530.00		359,315,090.05					--	



	6,566,821 .66			1,679,121 .76						8,245,943 .42	
		40,000,00 0.00		-1,755,46 0.97						38,244,53 9.03	
	8,238,248 .64			-8,238,24 8.64							
		2,500,000 .00		-2,326,20 0.02						173,799.9 8	
		30,000,00 0.00		-786,164. 63						29,213,83 5.37	
		30,000,00 0.00		-1,437,83 8.87						28,562,16 1.13	
	52,206,55 5.90	102,500,0 00.00		-17,852,7 02.71						136,853,8 53.19	
	52,206,55 5.90	102,500,0 00.00		-17,852,7 02.71						136,853,8 53.19	

√ □

1.		623,667,048.75		623,667,048.75
2.		2,104,253.11		2,104,253.11
1				
2 \		2,104,253.11		2,104,253.11

3				
3.				
1				
2				
4.	625,771,301.86			625,771,301.86
1.	134,486,340.57			134,486,340.57
2.	15,397,166.28			15,397,166.28
1	13,527,329.28			13,527,329.28
2	1,869,837.00			1,869,837.00
3.				
1				
2				
4.	149,883,506.85			149,883,506.85
1.				
2.				
1				
3				
1				
2				
4.				
1.	475,887,795.01			475,887,795.01
2.	489,180,708.18			489,180,708.18

□ √

1.	6,312,759.34	3,008,264.10	3,663,229.14	8,291,257.89	21,275,510.47
2.		4,393.96	1,229,136.74	2,429,876.59	3,663,407.29
1		4,393.96	1,229,136.74	2,429,876.59	3,663,407.29
2					
3					
3.	2,104,253.11		260,000.00	24,576.39	2,388,829.50
1			260,000.00	24,576.39	284,576.39
2	2,104,253.11				2,104,253.11
4.	4,208,506.23	3,012,658.06	4,632,365.88	10,696,558.09	22,550,088.26
1.	5,074,251.72	2,002,854.01	1,540,707.75	6,032,153.64	14,649,967.12
2.		28,656.59	654,819.00	260,066.86	943,542.45
1		28,656.59	654,819.00	260,066.86	943,542.45
3.	1,869,837.00			2,280.00	1,872,117.00
1				2,280.00	2,280.00
2	1,869,837.00				1,869,837.00
4.	3,204,414.72	2,031,510.60	2,195,526.75	6,289,940.50	13,721,392.57
1.					
2.					
1					
3.					
1					
4.					
1.	1,004,091.51	981,147.46	2,436,839.13	4,406,617.59	8,828,695.69
2.	1,238,507.62	1,005,410.09	2,122,521.39	2,259,104.25	6,625,543.35

□ √

□ √

□ √

1.				4,398,072.08	4,398,072.08
2.				1,199,283.12	1,199,283.12
1				1,199,283.12	1,199,283.12
2					
3					
3.					
1					
4.				5,597,355.20	5,597,355.20
1.				2,980,842.98	2,980,842.98
2.				285,683.37	285,683.37
1				285,683.37	285,683.37
3.					
1					
4.				3,266,526.35	3,266,526.35
1.					
2.					

1					
3.					
1					
4.					
1.				2,330,828.85	2,330,828.85
2.				1,417,229.10	1,417,229.10

	7,856,648.51				7,856,648.51
	7,856,648.51				7,856,648.51

	661,607.36	165,401.82	496,205.54
	661,607.36	165,401.82	

	6,850,168.79	10,483,712.31
	44,712,104.85	44,046,566.06
	51,562,273.64	54,530,278.37

2023

3,863,-0

	1,062,384,745.67	720,660,650.92
	1,808,038,378.00	
	4,868,771.05	1,547,219.50
	2,875,291,894.72	722,207,870.42

	59,630,341.00	
	10,000,000.00	
	69,630,341.00	--

	8,141,618,023.33	4,498,221,999.48
	21,340,172.63	19,660,484.45
	4,404,153.65	632,856.03
	8,167,362,349.61	4,518,515,339.96

1		1,791,316,018.03	1,212,229,817.00	2018 10 30	96.06%
2		1,239,317,889.00	202,549,098.00	2019 8 1	63.02%
3		994,459,330.00	141,970,395.00	2019 10 30	53.54%
4		934,288,072.00		2019 9 30	46.76%
5		847,071,671.82	579,260,985.00	2018 8 31	76.00%
		5,806,452,980.85	2,136,010,295.00		

	28,454,118.10	82,750,812.88	86,760,693.01	24,444,237.97
-		2,813,293.58	2,807,462.58	5,831.00
	28,454,118.10	85,564,106.46	89,568,155.59	24,450,068.97

1	28,449,057.64	74,112,582.93	78,178,348.65	24,383,291.92
2	160.00	4,191,321.26	4,142,314.56	49,166.70
3		2,041,829.68	2,037,992.33	3,837.35
		1,801,068.69	1,797,555.16	3,513.53
		91,870.95	91,786.15	84.80
		148,890.04	148,651.02	239.02
4	794.00	1,120,877.00	1,113,829.00	7,842.00
5	4,106.46	1,284,202.01	1,288,208.47	100.00
	28,454,118.10	82,750,812.88	86,760,693.01	24,444,237.97

1		2,696,422.46	2,690,814.46	5,608.00
2		116,871.12	116,648.12	223.00
		2,813,293.58	2,807,462.58	5,831.00

	24,611,992.32	26,828,671.25
	105,706,088.64	206,624,497.97
	1,955,164.75	1,837,151.69
	2,362,760.27	1,944,581.96
	9,052,484.22	17,026,888.67
	2,109,951.25	935,694.80
	8,498.95	87,948.24
	3,899,069.84	2,842,903.75
	149,706,010.24	258,128,338.33

	4,406,712.83	2,840,915.11
	70,229,140.72	31,297,135.74
	253,083.33	99,687.50
	74,888,936.88	34,237,738.35

		I
	2,107,623.75	2,069,969.59
	2,107,623.75	2,069,969.59

	174,068,670.45	136,076,171.01
	162,969,586.57	9,066,354.15
	44,719,273.87	20,091,285.55
	770,687,375.09	
	31,544,940.14	24,730,877.24
	1,183,989,846.12	189,964,687.95

	73,716,354.15	--
--	---------------	----

	644,500,000.00	399,600,000.00
	644,500,000.00	399,600,000.00

15	1,195,022,797.52	1,193,932,844.58
	1,195,022,797.52	1,193,932,844.58

2018年12月31日

	16,056,505.00			16,056,505.00	
	16,056,505.00			16,056,505.00	--

	7,924,449.71	5,107,113.48	
	7,924,449.71	5,107,113.48	--

		+ -					
	3,183,922,485.00					3,183,922,485.00	

	-1,691,402,956.34			-1,691,402,956.34
	-1,691,402,956.34			-1,691,402,956.34

	92,208,133.06			92,208,133.06
	92,208,133.06			92,208,133.06

		2,633,670,050.87	2,100,973,050.84
		2,633,670,050.87	2,100,973,050.84
		174,560,991.46	469,695,613.91
		63,678,449.70	
		2,744,552,592.63	2,570,668,664.75

- 1) 0.00
- 2) 0.00

- 3) 0.00
- 4) 0.00
- 5) 0.00

	1,235,467,864.21	794,770,877.95	3,655,796,851.33	2,815,627,298.88
	32,756,665.39	13,969,208.73	42,955,002.23	11,411,204.28
	1,268,224,529.60	808,740,086.68	3,698,751,853.56	2,827,038,503.16

	5,746,224.61	12,462,372.64
	4,524,068.08	9,495,038.88
	4,966,478.08	4,116,778.42
	2,373,227.21	881,923.62
	3,340,829.95	3,030,391.24
	117,610.40	90,727,014.95
	29,968,761.75	38,678,740.76
	7,970.00	6,660.00
	51,045,170.08	159,398,920.51

	27,597,151.24	21,835,253.06
	15,065,830.05	3,703,779.42
	5,223,147.69	770,544.64
	62,290.00	777,006.00
	6,011,348.04	
	2,977,335.69	2,197,112.11

	56,937,102.71	29,283,695.23
--	---------------	---------------

	30,265,069.87	12,462,243.84
	5,060,747.65	3,559,690.28
	1,717,845.52	1,014,872.57
	1,694,726.69	1,410,049.42
	2,477,140.77	2,096,367.23
	4,260,577.12	1,048,939.63
	770,217.02	2,228,607.17
	260,000.00	113,207.54
	283,173.00	480,362.39
	370,899.60	248,118.32
	6,264,080.43	4,661,180.23
	53,424,477.67	29,323,638.62

	52,735,264.20	52,390,446.64
	30,201,495.17	605,692.88
	2,446,848.04	585,089.33
	24,980,617.07	52,369,843.09

	62,181,194.39	39,579,362.97
	62,181,194.39	39,579,362.97

	-20,619,060.90	167,055.93
		64,238.04
	11,596,476.76	43,477,135.40
	-9,022,584.14	43,708,429.37

	-65,823.46	-11,285.59

	6,701,072.65	

		1,307,629.80	
	566,267.35	676,734.92	566,267.35
	442,088.97	551,608.15	442,088.97
	1,008,356.32	2,535,972.87	7,709,428.97

		100,000.00

	126,241.52	181,338.63	126,241.52
	279,658.76	1,256,358.74	279,658.76
	1,194.81	178,873.56	1,194.81
	407,095.09	1,716,570.93	407,095.09

	98,840,838.53	165,371,388.58
	-62,907,933.18	-28,602,411.52
	35,932,905.35	136,768,977.06

	209,129,807.28
/	52,282,451.78
	-22,795,207.40
	1,688,145.90
	4,872,197.22
	1,096,737.95
	-1,366,050.19
	154,630.09
	35,932,905.35

	1,551,144,520.29	282,797,172.36
	15,299,094,000.00	11,086,400,000.00
	32,113,134.82	26,647,188.17
	10,519,104.85	2,357,763.28
	6,701,072.65	1,307,629.80
	1,008,356.32	
	16,900,580,188.93	11,399,509,753.61

	510,978,207.89	976,667,993.04
	15,557,359,769.80	10,765,750,000.00
	69,855,574.10	45,284,487.40
	16,138,193,551.79	11,787,702,480.44

	180,000,000.00	
	180,000,000.00	

2018

	180,000,000.00	250,000,000.00
	180,000,000.00	250,000,000.00



3	--	--
	1,363,368,037.74	1,940,360,765.14
	826,565,008.85	791,951,516.14
	536,803,028.89	1,148,409,249.00

	1,363,368,037.74	826,565,008.85
	259,379.16	393,698.62
	1,363,108,658.58	826,171,310.23
	1,363,368,037.74	826,565,008.85

“ ”

	1,200,000.00	
	4,897,618,088.28	
	354,430,289.94	5000 “ ” 2
	392,977,954.15	

	5,646,226,332.37	--

45

30,000

2015

	100.00%	-1,348.69	-1,348.69
	100.00%	-748.50	-748.50
	100.00%	-47,436.20	-47,436.20
	100.00%	10,004,375.02	4,375.02
	100.00%	-278,052.06	-278,052.06
	100.00%	-1,162,716.26	-1,162,716.26

				48.60%	51.40%	
				90.00%	10.00%	
				100.00%		
					100.00%	
					100.00%	
					100.00%	
				100.00%		
					99.01%	
					100.00%	
					98.23%	
					100.00%	
					99.81%	
					98.08%	
					100.00%	
RONGANAUSTRALIAHOLDINGSPTYLTD					100.00%	
					100.00%	
					51.00%	
					100.00%	
					100.00%	
					100.00%	
					99.57%	
					100.00%	
					100.00%	

100.00%

100.00%

100.00%

99.67%

100.00%

97.99%

60.00%

100.00%

100.00%

100.00%

98.62%

51.00%

100.00%

	1.38%	-2,635.68		687,364.32
	40.00%	-675,317.10		-675,317.10

	1,165,35 4,460.00	1,960,67 4.32	1,167,31 5,134.32	850,939, 803.28	75,000,0 00.00	925,939, 803.28	1,180,43 8,145.44	7,536,36 3.08	1,187,97 4,508.52	446,283, 806.03	300,000, 000.00	746,283, 806.03
	1,996,87 0,732.49	2,619,41 5.92	1,999,49 0,148.41	1,044,62 7,159.54	520,000, 000.00	1,564,62 7,159.54	772,386, 698.71	3,560,81 1.68	775,947, 510.39	277,332, 948.74	143,000, 000.00	420,332, 948.74
	1,618,27 4,895.16	3,714,61 3.82	1,621,98 9,508.98	1,185,05 5,925.15	92,500,0 00.00	1,277,55 5,925.15	517,912, 067.76	2,764,87 1.91	520,676, 939.67	173,421, 814.47	100,000, 000.00	273,421, 814.47
	1,333,94 2,690.86	2,663,96 0.73	1,336,60 6,651.59	684,458, 682.64		684,458, 682.64	1,300,26 6,645.34	324,339. 27	1,300,59 0,984.61	641,563, 983.42		641,563, 983.42
	674,699, 450.14	3,411,37 0.39	678,110, 820.53	217,397, 618.62	200,019, 361.76	417,416, 980.38	316,814, 863.90	1,126,45 2.24	317,941, 316.14	50,098,4 29.96		50,098,4 29.96
	550,620, 522.70	346,477. 38	550,967, 000.08	452,502, 058.61		452,502, 058.61	225,205, 373.19	18,244.3 7	225,223, 617.56	225,288, 515.00		225,288, 515.00
	45,536,2 33.79	191,554. 16	45,727,7 87.95	22,040,5 97.09	16,126,7 33.79	38,167,3 30.88	39,847,1 30.99	69,602.8 0	39,916,7 33.79	15,790,0 00.00	16,126,7 33.79	31,916,7 33.79

784,327,	85,669.7	784,413,	254,670,	50,000,0	304,670,	678,336,	704.77	678,337,	678,339,	678,339,
439.03	2	108.75	117.89	00.00	117.89	837.59		542.36	656.67	656.67

186,707,	63,663.7	186,771,	136,962,	136,962,
401.66	0	065.36	056.46	056.46

42,783,9	562,764.	43,346,7	45,035,0	45,035,0
43.00	25	07.25	00.00	00.00

		-190,991.10	-190,991.10	-49,548,361.2 0				
		-1,688,292.75	-1,688,292.75	23,943.00				

/	2,180,000.00	1,150,000.00	2,010,000.00	890,000.00	690,000.00
	2,180,000.00	1,150,000.00	2,010,000.00	890,000.00	690,000.00
/	2,180,000.00	1,150,000.00	2,010,000.00	890,000.00	690,000.00
/	2,180,000.00	1,150,000.00	2,010,000.00	890,000.00	690,000.00
	0.00	0.00	0.00	0.00	0.00

--	--	--	--	--	--

					25.00%	
					50.00%	
					40.00%	
				25.00%		
					50.00%	
					22.00%	
					24.80%	
					30.00%	
					30.00%	
					25.00%	
					15.00%	
					10.00%	
					20.00%	

20%

	/												/										
	52,074,301.94	797,403,385.64	2,826,592,330.18	485,511,616.81	209,423,555.37	2,184,673,672.46	2,856,010,780.98	271,430,506.68	443,528,249.99	447,186,944.25	1,136,584,626.77	394,275,458.16	516,127,900.65	73,252,554.29	443,957,739.12	1,666,536,917.49	808,675,708.63	202,832,112.92	1,047,984,930.68	1,190,186,384.03	311,254,768.28	366,121,694.70	
	1,328,613.58	279,968,566.06	1,126,971,582.22	144,981,854.23	23,183,939.33	9,581,301.98	416,204,620.76	6,936,243.11	37,164,777.30	61,483,174.01	16,720,232.26	5,079,075.22	11,324,541.82	19,276,230.43	17,071,834.73	320,383,661.76	23,531,717.63	146,655.59	27,871,823.84	6,160,010.98	5,788,399.61	6,287,436.96	
	2,782,667.32	3,913,330.40	1,592,958.48	11,984,939.21	647,880.65	21,856,792.62	1,580,376.80	831,777.91	1,499,939.32	3,125,964.35	152,065.66	64,539.20	2,925,768.29	2,786,541.71	456,046.31	2,790,451.84	7,928,276.97	81,241.71	4,225,241.00	349,576.09	877,254.05	1,183,777.04	
	54,856,969.2	801,316,716.	2,828,185,28	497,496,556.	210,071,436.	2,206,530,46	2,857,591,15	272,262,284.	445,028,189.	450,312,908.	1,136,736,69	394,339,997.	519,053,668.	76,039,096.0	444,413,785.	1,669,327,36	816,603,985.	202,913,354.	1,052,210,17	1,190,535,96	312,132,022.	367,305,471.	

	6	04	8.66	02	02	5.08	7.78	59	31	60	2.43	36	94	0	43	9.33	60	63	1.68	0.12	33	74
	2,773, 332.14	762,45 8,379. 18	2,831, 789,68 4.40	464,51 2,782. 33	211,20 7,068. 25	2,221, 618,26 1.69	2,462, 248,10 0.77	34,882 ,833.3 7	239,82 0,985. 54	449,61 7,708. 67	1,146, 200,84 1.43	374,53 3,614. 99	327,83 0,973. 80	24,053 ,200.9 6	395,53 0,297. 12	1,676, 612,71 4.23	690,33 6,698. 96	203,11 7,490. 00	1,014, 763,58 6.97	1,191, 477,73 5.79	174,85 6,029. 80	210,76 4,355. 82
							400,00 0,000. 00	140,00 0,000. 00	110,00 0,000. 00							100,00 0,000. 00				140,00 0,000. 00	160,00 0,000. 00	
	2,773, 332.14	762,45 8,379. 18	2,831, 789,68 4.40	464,51 2,782. 33	211,20 7,068. 25	2,221, 618,26 1.69	2,862, 248,10 0.77	174,88 2,833. 37	349,82 0,985. 54	449,61 7,708. 67	1,146, 200,84 1.43	374,53 3,614. 99	327,83 0,973. 80	24,053 ,200.9 6	395,53 0,297. 12	1,676, 612,71 4.23	790,33 6,698. 96	203,11 7,490. 00	1,014, 763,58 6.97	1,191, 477,73 5.79	314,85 6,029. 80	370,76 4,355. 82
	52,083 ,637.1 2	38,858 ,336.8 6	-3,604, 395.74	32,983 ,773.6 9	-1,135, 632.23	-15,08 7,796. 61	-4,656, 942.99	97,379 ,451.2 2	95,207 ,203.7 7	695,19 9.93	-9,464, 149.00	19,806 ,382.3 7	191,22 2,695. 14	51,985 ,895.0 4	48,883 ,488.3 1	-7,285, 344.90	26,267 ,286.6 4	-204,1 35.37	37,446 ,584.7 1	-941,7 75.67	-2,724, 007.47	-3,458, 884.08
	13,020 ,909.2 8	19,429 ,168.4 3	-1,441, 758.30	8,245, 943.42	-567,8 16.11	-3,319, 315.25	-1,154, 921.86	29,213 ,835.3 7	28,562 ,161.1 3	173,79 9.98	-1,419, 622.35	1,980, 638.24	38,244 ,539.0 3	12,996 ,473.7 7	24,441 ,744.1 5	-2,914, 137.96	6,566, 821.66	-102,0 67.69	8,238, 248.64	-233,5 60.37	-817,2 02.24	-1,037, 665.22
--																						

						2															
	32,647.36	-3,326,890.61	1,229,171.73	2,238,979.02	-310,498.95	-17,511,460.44	-1,235,055.78	70,169.58	-393,815.74	-3,044,800.79	-132,842.36	-64,539.20	-2,925,768.29	268,495.30		1,005.97	24.97				
	97,742.08	-10,025,151.45	3,680,949.16	6,716,487.05	-931,496.86	-52,534,381.32	-3,705,167.32	103,458.69	-1,333,912.15	-9,134,402.38	-9,464,149.00	-193,617.63	-8,777,304.86	684,241.70		2,419.59	-19,889.37				
	97,742.08	-10,025,151.45	3,680,949.16	6,716,487.05	-931,496.86	-52,534,381.32	-3,705,167.32	103,458.69	-1,333,912.15	-9,134,402.38	-9,464,149.00	-193,617.63	-8,777,304.86	684,241.70		2,419.59	-19,889.37				

1

2 1

2 1

5 4

2

2018 6 30

50

702.59

3

()

		1	1 3			1	1 3	
	18,000.00	18,000.00			7,500.00	7,500.00		
	287,529.19	287,529.19			72,220.79	72,220.79		
	2,445.01	2,445.01			2,845.41	2,845.41		
	118,398.98	118,398.98			18,996.47	18,996.47		
	64,450.00	64,450.00			39,960.00	39,960.00		
	196,190.00		171,990.00	24,200.00	148,640.00		124,440.00	24,200.00
	120,000.00		120,000.00		120,000.00		120,000.00	
	807,013.18	490,823.18	291,990.00	24,200.00	410,162.67	141,522.67	244,440.00	24,200.00

			50,000	47.93%	47.93%

50.00%

6.12%

23.56%

1

3

/

/

			222,924.53
		2,653,025.37	
		551,297.17	
		242,718.45	
		9,252,228.30	
		15,996,549.27	
		19,920,744.94	

		50,745.50	65,396.19
			41,785.71
		11,615.24	
		25,584.76	
		80,218.88	

	80,000,000.00	2015 01 29	2023 01 28	
	238,000,000.00	2016 12 27	2019 06 20	
	200,000,000.00	2017 01 19	2020 01 18	
	360,000,000.00	2017 10 23	2020 10 22	
	200,000,000.00	2018 03 11	2022 11 15	
	70,000,000.00	2018 03 30	2023 03 29	
	30,000,000.00	2018 04 04	2021 04 07	
	100,000,000.00	2018 03 20	2021 03 19	
	50,000,000.00	2018 06 27	2021 12 20	
	198,000,000.00	2018 04 28	2021 04 28	

1

2017 12 7

Y11170200-3 Y11170200-4

30,000

2017

12 8

Y11170200-9

30%

2

5501052018000009

30,000.00

2018 2 28

55100120180007209

82010120180001242

5,000.00

2018 2 6

82100520180000186

3

2018 6 29

z13941320180000007

11,000.00

2018 6 30

4

2018 6 25

2018-12-002

150,000.00

2018 6 25

ZB9517201800000006

40,000.00



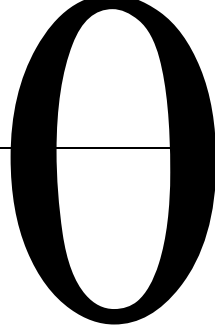
180,000,000.00 2018 04 13 2018 04 13

		60,164.17	
		37,777.50	45,727.28
		22,386.67	22,386.67
			36,588.00
		2,533,636.00	2,533,636.00
		9,066,354.15	9,066,354.15
			6,000.00
		12,000.00	
		7,600.00	
		21,750,000.00	
		132,133,632.42	

□ √

□ √

□ √



2018 6 30

1

2018 6 30

288,360.6

A 78

B 78

2017 6

“ ”

“ ”

95%

2017 6 15

5%

2017 6 29

2017 7

“ ”

2017 3 7

2,000

3,000


2017 10 24

2017 02 949

5,000

2018 3 22

2017 6



2018 6 12

2018 7 2

16,000.00

40.00% 24,000.00 60.00%

30

5 2018 7 13

2018 3 5 04-02

2018 3 9

2018 3 20 2018 3 28

6,000.00

20.00% 20.10% 15.00% 15.00%

12.00% 17.90% 10

2018 7 17

6 2018 7 13

15.00%

2018 3 2 3# 2018 6 3 2018

3 5

16%

11% 16% 16% 2.73%

18.27% 5

2018 8 1

16%

7 2018 7 16


2018 4 19 4-01

2018 4 26

2018 5 2

2018 5 17 100.00%

50.00%



	2,936,952.37		19,399,047.62	17,870,117.25
			8,047,620.94	7,546,049.88
	34,034,167.75	30,064,088.06	31,464,627.63	24,932,265.59
	91,675,766.66	89,124,211.19	316,405,483.23	224,448,211.75
	19,941,535.17	19,800,522.74	817,752,392.82	766,088,273.55
	55,307,841.03	25,385,794.08	2,444,908,901.18	1,753,653,692.53
	974,690,479.89	595,462,154.02		
	24,257,142.86	11,192,504.91		
	5,033,333.35	2,671,371.09	281,619.05	238,168.06
	27,590,645.13	21,070,231.86	17,537,158.86	20,850,520.27
	1,235,467,864.21	794,770,877.95	3,655,796,851.33	2,815,627,298.88

2

	32,456,942.08	13,527,329.28	26,481,324.87	11,411,204.28
	299,723.31	441,879.45	16,473,677.36	
	32,756,665.39	13,969,208.73	42,955,002.23	11,411,204.28

8

2
2017

24%

49%

2011

1#

2#

17%

10%

48%

100%

2018 12

31

1#

2#

2018 6 30

194,000,000.00

		48%								
3								2018 2 9		
		2.3								
5		37266		1.0-2.2		7.38		9000 /		
2 11									9050 /	
2 23									2018 2 11	
		5								

	10,887,535,447.28	100.00%	545,735,602.17	5.01%	10,341,799,845.11	7,571,794,564.55	100.00%	384,022,399.11	5.07%	7,187,772,165.44
	10,887,535,447.28	100.00%	545,735,602.17	5.01%	10,341,799,845.11	7,571,794,564.55	100.00%	384,022,399.11	5.07%	7,187,772,165.44

□ √

√ □

1			
1	10,860,358,851.07	543,017,942.55	5.00%
1 2	27,176,596.21	2,717,659.62	10.00%

	10,887,535,447.28	545,735,602.17	5.01%
--	-------------------	----------------	-------

√

√

161,713,203.06

0.00

	394,487.70	214,487.70
	10,691,139,542.37	7,425,900,752.94
	195,675,171.00	145,293,976.00
	326,246.21	385,347.91
	10,887,535,447.28	7,571,794,564.55

		1,651,372,022.81	1	15.16%	82,568,601.14
		1,160,160,403.46	1	10.66%	58,008,020.17
		1,152,914,908.60	1	10.59%	57,645,745.43
		1,033,272,900.00	1	9.49%	51,663,645.00

		972,962,000.00	1	8.94%	48,648,100.00
		5,970,682,234.87		54.84%	298,534,111.74

	2,093,760,594.27		2,093,760,594.27	2,093,760,594.27	2,093,760,594.27
	8,245,943.42		8,245,943.42	6,566,821.66	6,566,821.66
	2,102,006,537.69		2,102,006,537.69	2,100,327,415.93	2,100,327,415.93

	219,022,581.90			219,022,581.90	
	1,950,614.81			1,950,614.81	
	3,937,481.16			3,937,481.16	
	299,415,066.79			299,415,066.79	
	870,293,060.71			870,293,060.71	

652,757,714.03	652,757,714.03
5,000,000.00	5,000,000.00
5,180,000.00	5,180,000.00
6,200,000.00	6,200,000.00
10,000,000.00	10,000,000.00
9,000,000.00	9,000,000.00
10,000,000.00	10,000,000.00

	168,868.39	165,868.39		
	2,695,584.90		16,473,677.36	
	2,864,453.29	165,868.39	16,473,677.36	

	142,109,524.10	228,394,541.85
	1,679,121.76	4,972.34
		1,854,758.86
	143,788,645.86	230,244,328.37

√ □

	-65,823.46	
	6,701,072.65	
	601,261.23	
	11,596,476.76	

	4,708,246.80	
	-4,520.68	
	14,129,261.06	

1 —

1 —

□ √

		/	/
	4.04%	0.0548	0.0548
	3.71%	0.0504	0.0504

□ √

□ √

1
2
3
4

0