



**2019**

**2020 04**

)

(

**3,183,922,485**

**10**

**1**

**0**

.....	2
.....	5
.....	9
.....	11
.....	31
.....	51
.....	57
.....	58
.....	59
.....	65
.....	70
.....	74
.....	211

		2019 1 1 2019 12 31
		XX-01-05-e2 XX01-05-e4
		4
		YZ13-01-b1
		YZ13-06-J1b
		YZ08-06-b12
		BLXB03-01-03c
		GS0904-R21-02
		B/R-37
		04-53
		W W01-3-1/07
		W01-3-2-2/07 W01-6/07

			000517
			RONGAN PROPERTY CO.,LTD.
			RONGAN PROPERTY
		513	14-12
			315010
		700	18F A 19F 20F
			315100
			<a href="http://www.rongan.com.cn/">http //www.rongan.com.cn/</a>
			stock@000517.com

		700	18F
	A		
		700	18F
	A		
	0574-87312566		0574-87312566
	0574-87310668		0574-87310668
	denghuatang@000517.com		zhengsisi@000517.com

	<a href="http://www.szse.cn/">http://www.szse.cn/</a>
	<a href="http://www.cninfo.com.cn/">http://www.cninfo.com.cn/</a>

913302001440685655

1993 8 6

1999 10 31

2009 6 8

	32.79%	13.56%	19.23%	13.72%
	2019	2018		2017
	40,012,668,955.75	24,315,861,566.81	64.55%	13,195,197,376.92
	6,704,926,964.89	4,748,691,858.81	41.20%	4,218,397,712.59

1

2

	1,865,804,764.29	195,783,120.76	462,392,311.29	4,138,599,044.27
	586,237,984.40	5,808,141.72	58,317,794.91	1,238,492,513.50
	498,570,939.74	46,373,824.64	13,252,505.20	1,235,250,801.55
	-270,767,454.62	217,955,372.71	-626,067,370.49	1,146,671,802.91

	2019	2018	2017	
	-46,103.63	47,295.54	155,833.70	
	10,871,711.81	15,003,871.01	4,152,942.88	

	105,858,126.84	7,024,892.50	3,778,648.23	
	-735,228.47	-3,585,336.03	6,805,865.65	
	259,622.44	15,873,570.02	76,222,683.97	
	7,296,449.15			
	2,740.10			
	27,848,855.46	8,591,073.26	22,761,561.98	
	250,099.38	405,741.35	500.96	
	95,408,363.40	25,367,478.43	68,353,911.49	--

1 —

1 —


1 —

2019

“ ”

**1**

	152.24%
	290.38%
	514.47%
	50.51%



2

1

2

3

2019

201

51%

170

37%

2019

66.63

16

135.5

158.18

112.47

	YZ13-01-b1 ( )			24,149	55,543		100.00%	94,256	94,256
	YZ13-06-J1b ( )			13,741	41,223		100.00%	58,743	58,743
	YZ08-06-b12 ( )			24,691	46,913		100.00%	97,344	97,344
	YZ13-02-a3( )			16,807	36,975		30.00%	80,015	24,005
	BLXB03-01-03c			29,749	59,498		100.00%	55,690	55,690
	R/B-37			33,385	93,478		33.00%	162,353	53,576

	GS0904-R21-02			43,923	105,415		49.00%	253,240	124,088
	[2019]10			69,931	148,953		50.00%	139,700	69,850
	2019 -025			91,791	201,940		50.00%	142,184	71,092
	2019-21			62,345	124,691		100.00%	99,503	99,503
	04-53			68,413	171,033		100.00%	141,952	141,952
	[2019]011			7,498	14,996		42.50%	9,030	3,838
				41,222	103,055		100.00%	87,800	87,800
	W W01-3-1/07 W01-3-2-2/07 W01-6/07			40,040	80,080		100.00%	108,500	108,500
	2			13,938	27,876		33.00%	25,800	8,514
	YT4-19-53-1			12,806	43,467		100.00%	25,945	25,945

113.93

65%

		113.94	100%

53.03

34.91

272.88

/												
			100.0 0%	2018 03 20		27,980	55,960	-	-	114,218	92,420	
			100.0 0%	2018 03 02		33,458	110,411	-	-	94,545	58,791	
			100.0 0%	2018 03 02		5,449	11,548	-	-	15,038	11,693	
( )			51.00 %	2018 08 28		57,724	86,586	-	-	86,573	63,666	
( )			51.00 %	2018 08 28		38,211	57,317	-	-	51,143	36,385	
			66.67 %	2018 09 12		54,003	69,664	-	-	111,875	84,973	
			60.00 %	2018 09 30		26,376	52,752	-	-	99,733	69,133	
			100.0 0%	2018 12 03		48,586	87,455	-	-	69,329	49,047	
			100.0 0%	2019 03 15		35,655	78,441	-	-	178,799	131,851	



/				100.0 0%	2016 6 20		37,278	82,011	82,011	82,011	109,137	90,992
				100.0 0%	2017 3 6		44,297	110,73 9	-	-	131,915	116,879
				100.0 0%	2017 12 24		42,509	85,018	-	-	180,541	148,58 0
				49.00 %	2019 10 30		43,923	105,41 5	-	-	389,134	263,04 5
				33.00 %	2019 9 12		33,385	93,478	-	-	278,966	175,35 8
				97.99 %	2018 4 4		61,641	110,95 4	-	-	109,397	84,456
				100.0 0%	2018 8 27		55,191	137,97 7	-	-	150,656	104,35 6
				51.00 %	2018 10 18		39,735	71,523	-	-	123,143	95,474
				100.0 0%	2017 4 20		47,832	110,00 7	110,00 7	110,007	142,716	107,12 8

/												
				50.00 %	2018 8 28		47,248	103,94 5	-	-	172,341	131,02 9
				50.00 %	2018 8 21		36,181	72,362	-	-	108,256	81,063
				100.0 0%	2019 7 4		68,413	171,03 2	-	-	285,881	170,19 8
				100.0 0%	2018 10 27		9,004	22,510	-	-	33,649	24,755
				99.57 %	2017 11 6		24,736	72,305	-	-	70,334	55,780
				100%	2018 6 28		69,285	193,57 3	-	-	172,675	109,92 9
				100.0 0%	2019 1 30		19,222	21,144	-	-	43,760	28,449
				100.0 0%	2019 11 19		40,040	80,080	-	-	174,310	114,198
				51.00 %	2018 5 18		44,916	67,373	-	-	21,572	7,072

201.28 ( ) 170.82 ( )

/				100.00 %	13,476	15,518	14,254	11,072	32,492	12,465	12,465	37,423	
				100.00 %	110,41 1	38,018	37,596	37,596	53,566	-	-	-	
				100.00 %	78,441	82,763	78,494	78,494	216,52 9	-	-	-	
				100.00 %	11,548	11,908	11,313	9,899	15,781	-	-	-	
				100.00 %	107,57 4	116,51 7	112,15 8	16,803	29,748	102,19 2	102,19 2	193,92 1	
				100.00 %	55,960	113,15 4	54,507	52,220	104,85 3	-	-	-	
				60.00 %	52,752	55,970	44,514	44,514	91,491	-	-	-	
				100.00 %	87,447	93,222	72,180	72,180	71,716	-	-	-	
				66.67 %	69,664	71,096	50,825	50,614	84,985	-	-	-	
				51.00 %	143,90 3	152,01 1	110,03 3	106,41 3	109,19 1	-	-	-	
				100.00 %	183,74 7	106,64 0	47,995	47,995	41,797	-	-	-	
				100.00 %	98,997	115,45 9	29,108	29,108	39,739	-	-	-	
				100.00 %	85,018	81,682	80,990	78,532	163,72 2	-	-	-	
				100.00 %	110,00 7	111,66 4	110,34 9	6,756	6,709	80,860	80,860	118,58 5	

/									
---	--	--	--	--	--	--	--	--	--

100.00	110,95	109,79	79,067	43,285	48,500	-	-	-
%	4	7						

100.00	137,97	98,899	85,017	76,124	133,96	-	-	-
%	7				1			



51.00
%

			100.00%	37,837	34,810	92.00%
			100.00%	31,606	28,761	91.00%

7

			1	1-2	2-3	3
	623,220	4.57%-8%	196,591	138,773	231,856	56,000
	67,266.43	8%	67,266.43			
	198,150	8.5%-11.5%	170,800	27,350		
	888,636.43		434,657.43	166,123	231,856	56,000

72.77

10%

1

“

”

2 2020  
20202020  
2020

120

		2019		2019	2020
260	2019	29%	210	2019	23%
2020					

1

2

1,100

1

	2019		2018		
	6,662,579,240.61	100%	3,967,768,925.60	100%	67.92%
	6,216,129,386.23	93.30%	3,609,622,517.24	90.97%	72.21%
	265,942,378.13	3.99%	197,280,694.51	4.97%	34.80%
	92,323,285.45	1.39%	71,151,907.51	1.79%	29.76%
		0.00%	9,488,166.04	0.24%	-100.00%
	59,054,860.50	0.89%	60,972,761.60	1.54%	-3.15%
	29,129,330.30	0.43%	19,252,878.70	0.49%	51.30%
	6,216,129,386.23	93.30%	3,609,622,517.24	90.97%	72.21%
	265,942,378.13	3.99%	197,280,694.51	4.97%	34.80%

2

10%

	6,216,129,386.23	3,517,015,144.92	43.42%	72.21%	51.69%	7.65%
	6,216,129,386.23	3,517,015,144.92	43.42%	72.21%	51.69%	7.65%
	5,178,501,165.57	2,961,863,557.48	42.80%	35.49%	33.24%	0.96%

1

3

			2019	2018	
			666,257.92	396,776.89	67.92%
			272.88	243.76	11.95%
			2,481,056.89	1,736,905.62	42.84%

30%

4

5

		2019		2018		

		3,517,015,144.92	90.40%	2,318,574,298.84	88.74%	51.69%
		256,734,469.01	6.60%	194,949,725.54	7.46%	31.69%
		84,801,322.61	2.18%	66,236,449.55	2.53%	28.03%
		-	-	4,913,524.88	0.19%	-100.00%
		28,496,750.01	0.73%	28,215,243.01	1.08%	1.00%
		3,324,937.31	0.09%	-	-	-

		2019		2018		
		3,517,015,144.92	90.40%	2,318,574,298.84	88.74%	51.69%
		256,734,469.01	6.60%	194,949,725.54	7.46%	31.69%
		84,801,322.61	2.18%	66,236,449.55	2.53%	28.03%
				4,913,524.88	0.19%	-100.00%
		28,496,750.01	0.73%	28,215,243.01	1.08%	1.00%
		3,324,937.31	0.09%			

## 6

	100.00%
	100.00%
	100.00%
	100.00%
	100.00%
	100.00%
	100.00%
	100.00%
	100.00%
	100.00%

	100.00%
	100.00%
	100.00%
	100.00%
	100.00%
	100.00%
	100.00%
	100.00%
	100.00%
	100.00%
	100.00%
	100.00%
	100.00%
	100.00%
Honor Steady Co.,Ltd	100.00%

	51.00%
	100.00%
	60.00%
	100.00%
	100.00%

	100%

	49%
	50%
	50%

7

8

	218,961,785.59
	3.29%
	3.29%

5

1	89,802,499.47	1.35%
2	51,964,048.2-	

**3**

2019

2018

	245,885,171.23	11.50%		
	105,858,126.84	4.95%		

**1**

2019

	2019		2019			
	6,997,153,293.65	17.49%	1,792,417,061.87	7.34%	10.15%	
	76,167,151.21	0.19%	67,294,750.23	0.28%	-0.09%	
	24,810,568,887.89	62.01%	17,369,056,194.28	71.17%	-9.16%	
	418,341,012.93	1.05%	461,509,059.13	1.89%	-0.84%	
	1,267,128,375.01	3.17%	502,344,199.49	2.06%	1.11%	
	24,171,645.95	0.06%	10,191,851.93	0.04%	0.02%	
	-	-	-	-	0.00%	
	1,835,206,397.93	4.59%	700,619,671.36	2.87%	1.72%	
	4,550,714,217.78	11.37%	2,808,868,413.48	11.51%	-0.14%	

**2**

	426,224,85	105,858,12			3,719,086.4	20,000.00		535,782,0
	2.46	6.84			0			65.70

	426,224,85	105,858,12			3,719,086.4	20,000.00		535,782,0
	2.46	6.84			0			65.70
	0.00							0.00

**3**

	64,901,884.46	
	9,500,000.00	
	55,401,884.46	
	18,514,563,861.44	. 9. 14
	418,341,012.93	
	14,591,271.91	

**1**

498,879,296.00	545,799,032.16	-8.60%

**2****3****4****1**

2

5

1

2

10%

			500,000,00 0.00	2,800,966, 937.90	821,568,15 8.12	1,642,403, 916.49	463,346,38 2.13	347,304,45 5.18
			360,000,00 0.00	1,422,726, 257.94	701,909,94 3.23	1,779,090, 263.31	508,682,95 5.19	381,117,92 0.70

---


1

2020

“ ”

“ ”

GDP

“ ”

2020

1-2

“ ”

2

1

2

3

“ ”

4

“ ”

**1**

2019	01	01	-2019	12	31	
						933
						3
						930

3

**1 2019**

2019 12 31

					0.00
					318,392,248.50
					579,002,905.46
					100%
20					
				2019	
1,888,856,434.53		5,092,482,314.51			223,556,668.02
2019	394,940,263.82	10%,		39,494,026.38	,
0.00		579,002,905.46			
				2019	12 31
3,183,922,485	10	1			

1

			25000			
			000517			
			2008 8 18			
				2015 04 01	2019 09 10	
			2009 9 11			
			15			

			6500			
			000517			
			18	2008 8		
					2015 06	2019 9
			2009 9 11		19	10
				15		
				2009 9 11	2009 09	2019 9
					11	10
				15		
					2007 12	
					07	

				2008 01 08		
				2008 07 14		
		1	2	2007 08 03		

				2007 09 03		
				2007 11 15		

2019 6  
2019  
2018 12 31

2019

[2019]16

	2018 12 31		2019 1 1
	67,294,750.23	-67,294,750.23	
		67,294,750.23	67,294,750.23
	698,000,000.00	2,619,671.36	700,619,671.36
	1,643,127,977.27	-1,643,127,977.27	
		162,410,000.00	162,410,000.00
		1,480,717,977.27	1,480,717,977.27
	2,472,625,603.77	-30,575,046.06	2,442,050,557.71
	2,802,900,000.00	5,968,413.48	2,808,868,413.48
	668,803,398.84	21,986,961.22	690,790,360.06

2018 12 31

	2018 12 31		2019 1 1
	96,809,026.89	-96,809,026.89	
		96,809,026.89	96,809,026.89
	4,022,292.10	-4,022,292.10	
		4,022,292.10	4,022,292.10

	9,076,600,215.11	-21,645,884.82	9,054,954,330.29
	668,803,398.84	21,645,884.82	690,449,283.66

2019 8 7 2019 9

12

2019 1 1

2017 3 31 22 2017 2017 7

23 2017 2017 8 24 2017

2017 9 2017 5 2 37 2017 2017

14

“ ”

2018 1 1

2019 1 1

2019

2018

	2018 12 31			2019 1 1
	335,687,312.45	-335,687,312.45		
		335,687,312.45	90,537,540.01	426,224,852.46
	27,766,141.84		22,634,385.00	50,400,526.84
	3,175,216,751.35		67,903,155.01	3,243,119,906.36

	2018 12 31			2019 1 1
	6,635,560.05	-6,635,560.05		
		6,635,560.05		6,635,560.05



	51.00%
	100.00%
	60.00%
	100.00%
	100.00%

	100%

	49%
	50%
	50%

	130
	11
	2                      4

	890,000	0.19%	0.13%	988,523	
	2,180,000	0.33%	0.28%	2,536,648	
	1,150,000	0.43%	0.34%		
	2,010,000	2.01%	0.39%		
	2,010,000	1.38%	0.97%		
	5,170,000	1.72%	0.70%		

2

3

4

5

1

1

2

3

2

**1**

2018/9/27	25,000	2018/11/1	15,141
-----------	--------	-----------	--------

2018/9/27	10,500	2018/10/26	4,500
-----------	--------	------------	-------

	25,000	2018/11/24	10,500
---	--------	------------	--------

	2019/2/23	7,600	2019/11/28	7,600				
	2018/3/1	8,000	2018/12/7	8,000				
	2018/3/1	10,000	2019/1/21	10,000				
	2019/2/23	15,500	2019/9/29	15,500				
	2018/6/15	50,000	2018/6/13	33,000				
	2018/8/23	5,000	2018/8/22					
	2018/8/29	60,000	2018/11/15	28,000				
	2018/8/29	60,000	2019/5/31	62,499				
	2019/4/20	5,000						
	2018/2/9	60,000	2019/1/28	31,000				
	2018/11/23	15,000	2019/3/22	8,000				
	2018/11/17	45,000	2019/2/12	28,600				
	2018/11/17	20,000	2019/1/31	10,000				
	2019/2/23	70,000	2019/4/12	69,900				
	2019/8/16	160,000	2019/9/6	69,300				
	2019/11/15	50,000	2019/12/9	25,300				
	2019/9/24	150,000	2019/12/19	100,000				
	2019/9/24	65,000	2019/10/12	55,000				
	2019/11/15	60,000	2019/11/15	27,350				
	2018/7/30	25,500	2018/10/15	10,358				
	2018/8/29	35,000	2018/10/27	21,788				

2018/8/29	20,000	2018/11/19	13,567	
2018/9/27	15,000			
2018/11/23	20,000	2019/1/1	5,028	
2018/11/23	40,000	2019/1/4	5,000	
2019/4/20	50,000	2019/8/19	15,000	
2019/4/20	150,000	2019/8/23	96,000	
B1		798,100	B2	493,950
B3		1,341,600	B4	794,790
C1		0		5,400
C3		90,000		5,400
A1+B1+C1		893,000		535,092
A3+B3+C3		1,587,000		866,073
A4+B4+C4				129,17%
		D		0
E	70%			866,073
	50%	F		530,826.65
		D+E+F		866,073


2

3

1

		1,163.5	1,163.5	0
		1,163.5	1,163.5	0

2

4

1

2

3

1	2019-001	2019/1/21	B004	B4	B002
2	2019-002	2019/1/22	B081	D78	B039
3	2019-003	2019/1/23	B037	D57	B041
4	2019-004	2019/1/26	B076	C63	B061
5	2019-005	2019/1/28	B001	D18	B016
6	2019-006				
7	2019-007				
8	2019-008                      2019				
9	2019-009	2019/1/29	B044	D55	B034
10	2019-010				
11	2019-011                      2019	2019/2/16	B020	C45	B038
12	2019-012                      2019	2019/2/23	B029	C41	B032
13	2019-013                      2019	2019/3/5			
14	2019-014	2019/3/21	B077	D73	B036
15	2019-015	2019/4/3	B056	D59	B028
16	2019-016				

17	2019-017	2019				
18	2019-018	2019	2019/4/4			
19	2019-019	2018	2019/4/15	B020	D53	B005
20	2019-020	2019				
21	2019-021	2019	2019/4/16	B036	D81	B027
22	2019-022	2019	2019/4/20	C148	C148	B014
23	2019-023		2019/4/30		D617	B356
24	2019-024	2018				
25	2019-025					
26	2019-026	2019				
27	2019-027					
28	2019-028					
29	2019-029					
30	2019-030					
31	2019-031					
32	2019-032	2018				
33	2019-033		2019/5/11	B016	C36	B038
34	2019-034					
35	2019-035		2019/5/17	B063	D56	B029
36	2019-036	2018				
37	2019-037	2018	2019/5/21	B105	D58	B084
38	2019-038		2019/6/4	B031	D47	B003
39	2019-039					
40	2019-040					
41	2019-041					

42	2019-042	2019				
43	2019-043	2019				
44	2019-044		2019/6/7	B105	D70	B011
45	2019-045		2019/6/14	B072	D67	B029
46	2019-046	2019	2019/6/18	B062	D20	B035
47	2019-047		2019/6/19	B104	D7	A13
48	2019-048	2019				
49	2019-049		2019/6/21	B102	D83	B065
50	2019-050					
51	2019-051	2019				
52	2019-052		2019/6/22	B034	C38	B023
53	2019-053		2019/6/26	B122	D77	B055
54	2019-054		2019/7/8	B027	D49	B005
55	2019-055	2019	2019/7/10	B052	D66	B007
56	2019-056		2019/7/13	B073	C59	B055
57	2019-057	2019				
58	2019-058		2019/7/24	B046	D57	B027
59	2019-059		2019/7/30	B089	D61	B046
60	2019-060					
61	2019-061					
62	2019-062	2019				
63	2019-063	“15”2019	2019/7/31			
64	2019-064		2019/8/12	B020	A14	B005
65	2019-065	2019	2019/8/16	B109	D113	A30
66	2019-066		2019/8/17	B033	C037	B034

67	2019-067				
68	2019-068	2019/8/19	B018	D031	B003
69	2019-069	2019/8/27	B043	D302	B295
70	2019-070				
71	2019-071 2019				
72	2019-072				
73	2019-073				
74	2019-074				
75	2019-075				
76	2019-076 2019				
77	2019-077 2019	2019/9/13	B077	D068	B053
78	2019-078	2019/9/24	B041	D065	B043
79	2019-079				
80	2019-080				
81	2019-081 2019				
82	2019-082 2019	2019/10/11	B042	D052	B040
83	2019-083 2019	2019/10/14	A036	C3	B003
84	2019-084	2019/10/29	B150	D165	B124
85	2019-085				
86	2019-086 2019			D164	
87	2019-087				
88	2019-088				
89	2019-089			D165	
90	2019-090 2019				
91	2019-091 2019	2019/11/15	B043	C19	B041
92	2019-092	2019/11/29	B062	D34	B007

93	2019-093				
94	2019-094	2019/11/30	B086	C70	B056
95	2019-095 2019				
96	2019-096	2019/12/3	B086	D81	B047
97	2019-097	2019/12/10	B010	D49	B032
98	2019-098 2019	2019/12/16	B007	D75	B029
99	2019-099	2019/12/19	B061	D69	B019
100	2019-100	2019/12/31	B053	D31	B015

1

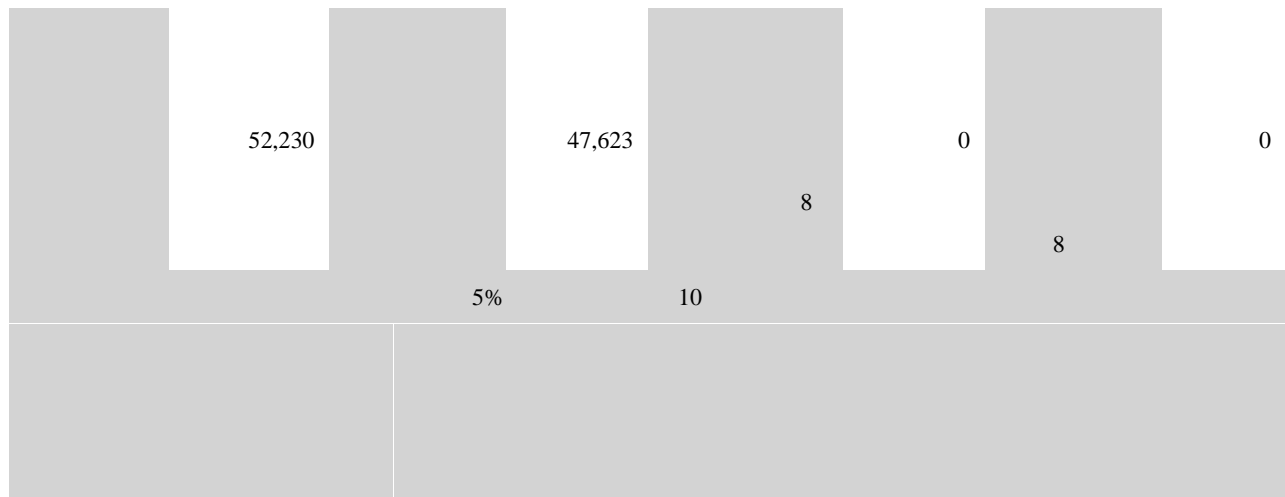
	148,177,669	4.65%	0	0	0	562,500,000	562,500,000	710,677,669	22.32%
1	0	0.00%	0	0	0	0	0	0	0.00%
2	0	0.00%	0	0	0	0	0	0	0.00%
3	148,177,669	4.65%	0	0	0	562,500,000	562,500,000	710,677,669	22.32%
	1,655,208	0.05%	0	0	0	0	0	1,655,208	0.05%
	146,522,461	4.60%	0	0	0	562,500,000	562,500,000	709,022,461	22.27%
4	0	0.00%	0	0	0	0	0	0	0.00%
	0	0.00%	0	0	0	0	0	0	0.00%
	0	0.00%	0	0	0	0	0	0	0.00%
	3,035,744,816	95.35%	0	0	0	-562,500,000	-562,500,000	2,473,244,816	77.68%
1	3,035,744,816	95.35%	0	0	0	-562,500,000	-562,500,000	2,473,244,816	77.68%
2	0	0.00%	0	0	0	0	0	0	0.00%
3	0	0.00%	0	0	0	0	0	0	0.00%
4	0	0.00%	0	0	0	0	0	0	0.00%
	3,183,922,485	100.00%	0	0	0	0	0	3,183,922,485	100.00%

**2**

	146,250,000	562,500,000	0	708,750,000		-
	146,250,000	562,500,000	0	708,750,000	--	--

**1****2****3**

1



47.93%	1,525,9 39,995	0	0	1,525,9 39,995	1,121,150,000
29.68%	945,00 0,000	750,00 0,000	708,75 0,000	236,250 ,000	48,750,000
5.14%	163,65 7,953	0	0	163,657 ,953	
0.26%	8,300,8 82	8,300,8 82	0	8,300,8 82	
0.25%	8,021,2 14	0	0	8,021,2 14	
0.20%	6,432,0 00	0	0	6,432,0 00	
0.17%	5,447,8 03	0	0	5,447,8 03	
0.14%	4,499,8 70	0	0	4,499,8 70	
0.14%	4,405,2 10	605,00 0	0	4,405,2 10	
0.13%	4,170,0 80	-435,00 0	0	4,170,0 80	

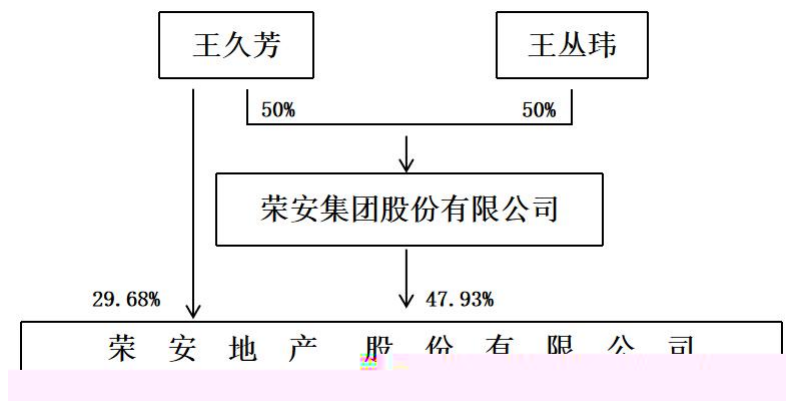




				;
				;
				,

3

10			



**4**                    **10%**

**5**

1 2008 8 18

2009 9 11  
15

2 2015 3 16

25,000

23.56%

25,000

000517

2008 8 18

2009 9 11  
15

3 2015 6 1

6,500

6.12%

6,500





				57	2017 06 22	2020 06 21	195,00 0,000	750,00 0,000	0	0	945,00 0,000
				33	2017 06 22	2020 06 21	0	0	0	0	0
				50	2017 06 22	2020 06 21	150,00 0	0	0	0	150,00 0
				44	2017 06 22	2020 06 21	63,281	0	0	0	63,281
				57	2017 06 22	2020 06 21	0	0	0	0	0
				56	2017 06 22	2020 06 21	0	0	0	0	0
				46	2017 06 22	2020 06 21	0	0	0	0	0
				50	2017 06 22	2020 06 21	0	0	0	0	0
				48	2017 06 22	2020 06 21	0	0	0	0	0
				56	2017 06 22	2020 06 21	0	0	0	0	0

				41	2017 06 22	2020 06 21	0	0	0	0	0
				50	2017 06 22	2020 06 21	0	0	0	0	0
				38	2017 06 22	2020 06 21	0	0	0	0	0
				38	2018 08 31	2020 06 21	0	0	0	0	0
				45	2019 05 10	2020 06 21	0	0	0	0	0
				49	2017 06 22	2019 04 30	150,00 0	0	0	0	150,00 0
	--	--	--	--	--	--	195,36 3,281	750,00 0,000	0	0	945,36 3,281

							2019	04	30		
							2019	05	10		

1963 9





			57		0	
			33		90.5	
			50		89.9	
			44		90.5	
			57		10	
			56		10	
			46		10	
			50		0	
			48		70.2	
			56		0	
			41		51.4	
			50		62	
			38		0	
			38		73.7	
			45		74.2	
			49		18	
	--	--	--	--	650.4	--

1

	137
	1,458
	1,595
	1,595
	3

	291
	184
	157
	82
	46
	835
	1,595
	29
	495
	317
	754
	1,595

**2**

**3**

**4**

	24,779,046
	743,371,367.50

1  
2  
3  
4  
5

**1**

2019		0.14%	2019 02 22	2019 02 23	2019 2019-012
2019		0.10%	2019 04 19	2019 04 20	2019 2019-022

2018		0.11%	2019 05 21	2019 05 22	2019 2019-037
2019		0.03%	2019 06 20	2019 06 21	2019 2019-048
2019		0.03%	2019 07 09	2019 07 10	2019 2019-055
2019		0.03%	2019 08 15	2019 08 16	2019 2019-065
2019		0.03%	2019 09 12	2019 09 16	2019 2019-077
2019		0.13%	2019 10 10	2019 10 11	2019 2019-082
2019		0.13%	2019 11 15	2019 11 16	2019 2019-091
2019		0.13%	2019 12 16	2019 12 17	2019 2019-098

2

1



	12	3	9	0	0		7
	12	3	9	0	0		7
	12	3	9	0	0		8

**2**



**3**

,  
2018

1

2

	2020 04 29	
	www.cninfo.com.cn	2019
		85.17%
		96.86%
	1	1 :



2

2

:

3 2019-2020 3

:

1

5% o Â

2


3.5%

2019-2020

1.9%

5 + GAW





0.00

	83.13%	80.39%	2.74%
	38.78%	33.35%	5.43%
EBITDA	26.82%	17.67%	9.15%
	3.94	2.97	32.66%
	2.37	-7.2	132.89%
EBITDA	3.99	3.08	29.55%
	100.00%	100.00%	0.00%
	100.00%	100.00%	0.00%

30%

779,290.00

623,220

390,060.00

2019 12 31

943,370.00

2019 2 28

20%

2019

2019 3 5

2019

2019-013

2019 3 31

40%

2019

2019 4 4

2019

2019-018

2019 5 31

60%

2019

2019 6 4


2019

2019-043



	2020 04 27
	2020 01039

ш 2





1

2019 12 31

2019 12 31	2018 12 31
[REDACTED]	1,792,417,061.87
[REDACTED]	

107

	161,927,164.22	26,352,383.19
	3,828,613,287.81	2,543,684,254.17
		70,774,760.40
	24,810,568,887.89	17,369,056,194.28
	1,441,774,380.31	900,452,587.37
	37,316,204,165.09	22,699,257,231.11
		335,687,312.45
	1,267,128,375.01	502,344,199.49
	535,782,065.70	
	418,341,012.93	461,509,059.13
	24,171,645.95	10,191,851.93
	6,066,590.24	2,311,621.88
	7,856,648.51	7,856,648.51
		330,803.72

	437,118,452.32	293,725,453.26
		2,647,385.33
	2,696,464,790.66	1,616,604,335.70
	40,012,668,955.75	24,315,861,566.81
	1,835,206,397.93	698,000,000.00
	9,755,000.00	162,410,000.00
	2,312,651,537.91	1,480,717,977.27
	18,733,745,396.86	9,943,069,435.26
	73,055,415.16	43,241,840.18
	577,483,312.71	359,784,439.37
	2,453,678,522.43	2,472,625,603.77
		30,575,046.06
	2,107,623.75	2,107,623.75
	2,532,716,617.22	820,500,000.00
	28,528,292,200.22	15,980,349,295.85
	4,550,714,217.78	2,802,900,000.00



	1,546,579,045.10	339,853,439.30
	96,809,026.89	132,794,763.59
	272,707.37	512,224.27
	14,333,687,858.10	11,470,460,539.61
		15,895,878.36
		284,351.14
	15,977,348,637.46	11,943,905,317.91
		6,635,560.05
	2,481,324,784.84	2,105,796,120.09
	6,635,560.05	
	1,033,987.58	1,395,518.86
	4,089,466.06	3,970,003.18
	6,056,208.18	2,289,913.98

	9,575,842.82	8,689,093.98
		2,647,385.33
	2,508,715,849.53	2,131,423,595.47
	18,486,064,486.99	14,075,328,913.38
	6,039,982.16	4,022,292.10
	220,553.90	220,553.98
	5,933,719.25	3,989,969.63
	68,834,717.10	53,942,106.93
	13,049,538,256.75	9,076,600,215.11
		21,645,884.82
	2,107,623.75	2,107,623.75
	692,806,617.22	
	13,823,373,846.38	9,138,775,137.75
		668,803,398.84

		668,803,398.84
	13,823,373,846.38	9,807,578,536.59
	3,183,922,485.00	3,183,922,485.00
	726,690,568.79	726,690,568.79
	173,074,681.36	133,580,654.98
	579,002,905.46	223,556,668.02
	4,662,690,640.61	4,267,750,376.79
	18,486,064,486.99	14,075,328,913.38

## 3

	2019	2018
	6,662,579,240.61	3,967,768,925.60
	6,662,579,240.61	3,967,768,925.60
	4,771,761,670.60	3,102,583,745.95
	3,890,372,623.86	2,612,889,241.82

	193,170,114.54	126,896,124.99
	380,103,208.45	136,696,962.69
	177,890,215.31	133,674,939.42
	130,225,508.44	92,426,477.03
	221,328,726.22	171,140,009.31
	99,270,968.38	89,576,200.37
	10,871,711.81	15,003,871.01
	245,885,171.23	-119,078,366.41
	238,326,359.54	-141,976,828.93
	105,858,126.84	
-	-78,830,926.74	
-	-36,570,222.47	-50,142,361.49
-	-24,675.93	47,295.54
	2,138,006,754.75	711,015,618.30
	8,420,791.80	2,250,235.09
	9,177,447.97	5,835,571.12
	2,137,250,098.58	707,430,282.27
	381,325,964.51	159,281,900.25
	1,755,924,134.07	548,148,382.02

1.	1,755,924,134.07	548,148,382.02
2.		
1.	1,888,856,434.53	608,483,095.43
2.	-132,932,300.46	-60,334,713.41
1.		
2.		
3.		
4.		
5.		
1.		
2.		
3.		
4.		
5.		
6.		
7.		
8.		

9.		
	1,755,924,134.07	548,148,382.02
	1,888,856,434.53	608,483,095.43
	-132,932,300.46	-60,334,713.41
	0.5932	0.1911
	0.5932	0.1911
	0.00	0.00

4

	2019	2018
	118,957,243.70	170,761,068.66
	4,855,526.48	165,868.39
	1,054,359.86	65,549.69
		169,811.32
	40,801,429.98	32,537,096.63
	-14,479,382.39	-23,788,174.32
	56,170,477.56	70,555,003.34
	70,661,383.97	101,264,216.49
	152,146.35	76,137.10
	467,511,754.55	146,578,228.26
	25,328,664.75	468,704.16

-	-142,680,272.14	
-		-233,656,370.53
-	-24,675.93	
	411,684,262.60	74,608,911.78
	0.06	
	143,908.76	94,720.00
	411,540,353.90	74,514,191.78
	16,600,090.08	41,934,739.31
	394,940,263.82	32,579,452.47
	394,940,263.82	32,579,452.47
1.		
2.		
3.		
4.		
5.		
1.		

2.		
3.		
4.		
5.		
6.		
7.		
8.		
9.		
	394,940,263.82	32,579,452.47

## 5

	2019	2018
	16,247,562,829.47	9,804,370,168.93

	23,399,988,506.76	17,804,321,646.90
	39,647,551,336.23	27,608,691,815.83
	13,922,168,482.87	10,675,646,041.79
	253,245,240.46	172,628,702.77
	1,145,327,624.77	722,482,133.45
	23,859,017,637.62	18,753,706,275.70
	39,179,758,985.72	30,324,463,153.71
	467,792,350.51	-2,715,771,337.88
	4,326,945,109.65	4,543,952,218.12
	3,819,405.90	
	1,002,175.24	687,605.75
	4,331,766,690.79	4,544,639,823.87
	6,010,345.70	11,425,120.82

	3,356,333,560.61	4,002,667,681.02
	31,356,226.48	
	21,507,468.72	
	3,415,207,601.51	4,014,092,801.84
	916,559,089.28	530,547,022.03
		76,323,300.00
		76,323,300.00
	7,792,900,000.00	4,021,290,000.00
	1,773,086,503.23	2,424,185,274.86
	9,565,986,503.23	6,521,798,574.86
	3,900,600,000.00	2,142,935,700.00
	593,404,342.26	360,674,168.33
	1,252,889,253.44	930,722,337.66
	5,746,893,595.70	3,434,332,205.99
	3,819,092,907.53	3,087,466,368.87
	5,203,444,347.32	902,242,053.02
	1,728,807,061.87	826,565,008.85
	6,932,251,409.19	1,728,807,061.87

6




	2019	2018

	162,693,974.20	42,121,552.14
	78,276,533,419.63	49,837,569,290.66
	78,439,227,393.83	49,879,690,842.80
	4,027,873.55	4,652,784.85
	20,531,252.26	14,102,052.61
	8,386,108.98	72,469.78
	76,521,736,408.48	49,715,447,988.80
	76,554,681,643.27	49,734,275,296.04
	1,884,545,750.56	145,415,546.76
	139,884,800.00	557,309,733.81
	442,183,089.80	142,109,524.10
	321,238.94	
	582,389,128.74	699,419,257.91
	4,226,129.50	6,829,878.22
	1,205,620,000.00	5,000,000.00
	1,209,846,129.50	11,829,878.22
	-627,457,000.76	687,589,379.69

	3,450,000.00	180,000,000.00
	3,450,000.00	180,000,000.00
		527,335,700.00
	53,813,144.00	141,640,795.54
		180,000,000.00
	53,813,144.00	848,976,495.54
	-50,363,144.00	-668,976,495.54
	1,206,725,605.80	164,028,430.91
	339,853,439.30	175,825,008.39
	1,546,579,045.10	339,853,439.30

7

	2019														
	3,1				-1,7					95,4		3,17	4,74	19,9	4,76
	83,				05,9					66,0		5,21	8,69	08,5	8,60
	922				13,4					78.3		6,75	1,85	44.9	0,40
	,48				55.8					1		1.35	8.81	4	3.75
	5.0				5										
	0														
												67,9	67,9		67,9
												03,1	03,1		03,1
												55.0	55.0		55.0
												1	1		1



1	39,4	-39,
2	94,0	494,
3	26.3	026.
4	8	38

1	3,1	-1,7	134,	5,09
2	83,	06,4	960,	2,48
	922	37,9	104.	2,31
	,48	39.3	69	
	5.0	1		
	0			

2018						
3,1						
83,	-1,6		92,2	2,63	4,21	4,237
922	91,4		08,1	3,67	8,39	19,35 ,756,
,48	02,9		33.0	0,05	7,71	8,996 709.3
5.0	56.3		6	0.87	2.59	2
0	4					
3,1						
83,	-1,6		92,2	2,63	4,21	4,237
922	91,4		08,1	3,67	8,39	19,35 ,756,
,48	02,9		33.0	0,05	7,71	8,996 709.3
5.0	56.3		6	0.87	2.59	2
0	4					
	-14,		3,25	541,	530,	530,8
	510,		7,94	546,	294,	549,5 43,69
	499.		5.25	700.	146.	48.21 4.43
	51			48	22	
				608,	608,	
				483,		
				095.		
				43		

					51								51		
1														76,32 3,300 .00	76,32 3,300 .00
2															
3															
4					-14, 510, 499. 51								-14, 510, 499. 51	-15,4 39,03 8.38	-29,9 49,53 7.89
								3,25 7,94 5.25		-66, 936, 394. 95			-63, 678, 449. 70		-63,6 78,44 9.70
1								3,25 7,94 5.25		-3,2 57,9 45.2 5					
2															
3										-63, 678, 449. 70			-63, 678, 449. 70		-63,6 78,44 9.70
4															
1															
2															
3															

4															
5															
6															
1															
2															
	3,1				-1,7			95,4		3,17		4,74	19,90	4,768	
	83,				05,9			66,0		5,21		8,69	8,544	.600,	
	922				13,4			78.3		6,75		1,85	.94	403.7	
	,48				55.8					1.35		8.81		5	
	5.0				5										
	0														

8

2019

	0				79				98	02		
									39,494,026.38	355,446,237.44		394,940,263.82
										394,940,263.82		394,940,263.82
1												
2												
3												
4												
									39,494,026.38	-39,494,026.38		
1									39,494,026.38	-39,494,026.38		
2												
3												
1												
2												

3												
4												
5												
6												
1												
2												
	3,183 ,922, 485.0 0				726,69 0,568. 79				173,07 4,681. 36	579, 002, 905. 46		4,662,69 0,640.61

	2018											
	3,18 3,92 2,48 5.00				726,6 90,56 8.79				130,3 22,70 9.73	257,91 3,610.5 0		4,298,84 9,374.02
	3,18 3,92 2,48				726,6 90,56 8.79				130,3 22,70 9.73	257,91 3,610.5 0		4,298,84 9,374.02

	5.00			
		3,257	-34,356	-31,098,9
		,945.	,942.48	97.23
		25		
			32,579,	32,579,4
			452.47	52.47
1				
2				
3				
4				
		3,257	-66,936	-63,678,4
		,945.	,394.95	49.70
		25		
1		3,257	-3,257,	
		,945.	945.25	
		25		
2			-63,678	-63,678,4
			,449.70	49.70
3				
1				

4												
5												
6												
1												
2												
	3,18				726,6				133,5	223,55		4,267,75
	3,92				90,56				80,65	6,668.0		0,376.79
	2,48				8.79				4.98	2		
	5.00											

( “ ” “ ” )

1989 5

19

[1989]24

2008

[2008]1341

828,000,000

1,061,307,495 2009

4 14

/ :913302001440685655

700

18F A 19F

20F

2019

103

“

”

“



”

2020 4 27

1

-

2



2019 12 31



“11 ” “17 ” “27

1

2

1 1 12 31

3

12

4

5

1

6

8

9

10

1

“ ”

2

1

2

3

4

1

2

5

6

7  
1

12

12

**11**

30

12

12

—		
—		

—		
— /		12
—		
—		


12

13

1

2

3

-

4

5

6



/

B

22 —

A

B

22 —

3

6

4

22 —

21

- 1
- 2
- 3

22

1

2

		20-40	5%	4.75%-2.38%
		10-15	5%	9.50%-6.33%
		4-5	5%	23.75%-19.00%
		3-5	5%	31.67%-19.00%

3

23

**24**

1

2

3

3

**25**

**26**

**27**

**28**

**1**

1

2

2

A  
B  
C

D  
E

29

30

31

32

**33**

**34**

1

2

**35**

**36**

**37**

1

2

A

B

(3)

**38**

1

2

1

2

**39**

/

1  
2

40

1

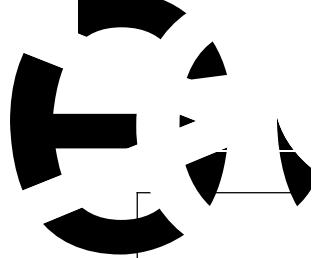
41

16“ ”

42

1

2019 ( 2019 6 )	2019	2019 8 23	2019-070
[2018]15	2017 3 2018 2018	2019 4 26	2019-025



[2017]9	24	—	(
[2017]14	37	—	

[2019]16			
----------	--	--	--

2019 6  
2019  
2018 12 31

2019

[2019]16

12 —  
 2019 1 1

2017 3 31 22 — 2017 2017 7  
 23 — 2017 2017 8 24 — 2017  
 2017 9 2017 5 2 37 — 2017 2017  
 14 “ ”

2018 1 1 2019 1 1

2019

2018

	2018 12 31			2019 1 1
	335,687,312.45	-335,687,312.45		
		335,687,312.45	90,537,540.01	426,224,852.46
	27,766,141.84		22,634,385.00	50,400,526.84
	3,175,216,751.35		67,903,155.01	3,243,119,906.36

	2018 12 31			2019 1 1
	6,635,560.05	-6,635,560.05		
		6,635,560.05		6,635,560.05

2

3 2019

---

	2018	12	31	2019	01	01
			1,792,417,061.87			1,792,417,061.87

	502,344,199.49	502,344,199.49	
		426,224,852.46	426,224,852.46
	461,509,059.13	461,509,059.13	
	10,191,851.93	10,191,851.93	
	2,311,621.88	2,311,621.88	
	7,856,648.51	7,856,648.51	
	330,803.72	330,803.72	
	293,725,453.26	293,725,453.26	
	2,647,385.33	2,647,385.33	
	1,616,604,335.70	1,707,141,875.71	90,537,540.01
	24,315,861,566.81	24,406,399,106.82	90,537,540.01
	698,000,000.00	700,619,671.36	2,619,671.36
	162,410,000.00	162,410,000.00	
	1,480,717,977.27	1,480,717,977.27	
	9,943,069,435.26	9,943,069,435.26	
	43,241,840.18	43,241,840.18	

	359,784,439.37	359,784,439.37	
	2,472,625,603.77	2,442,050,557.71	-30,575,046.06
	30,575,046.06		-30,575,046.06
	2,107,623.75	2,107,623.75	
	820,500,000.00	820,500,000.00	
	15,980,349,295.85	15,952,393,921.15	-27,955,374.70
	2,802,900,000.00	2,808,868,413.48	5,968,413.48
	668,803,398.84	690,790,360.06	21,986,961.22
	16,056,505.00	16,056,505.00	
	51,385,821.53	51,385,821.53	
	27,766,141.84	50,400,526.84	22,634,385.00
	3,566,911,867.21	3,617,501,626.91	50,589,759.70
	19,547,261,163.06	19,569,895,548.06	22,634,385.00
	3,183,922,485.00	3,183,922,485.00	
	-1,705,913,455.85	-1,705,913,455.85	

	95,466,078.31	95,466,078.31	
	3,175,216,751.35	3,243,119,906.36	67,903,155.01
	4,748,691,858.81	4,816,595,013.82	67,903,155.01
	19,908,544.94	19,908,544.94	
	4,768,600,403.75	4,836,503,558.76	67,903,155.01
	24,315,861,566.81	24,406,399,106.82	90,537,540.01

	2018 12 31	2019 01 01	
	339,853,439.30	339,853,439.30	
	132,794,763.59	132,794,763.59	
	512,224.27	512,224.27	
	11,470,460,539.61	11,470,460,539.61	
	15,895,878.36		
	284,351.14	284,351.14	
	11,943,905,317.91	11,943,905,317.91	

	6,635,560.05		-6,635,560.05
	2,105,796,120.09	2,105,796,120.09	
		6,635,560.05	6,635,560.05
	1,395,518.86	1,395,518.86	
	3,970,003.18	3,970,003.18	
	2,289,913.98	2,289,913.98	
	8,689,093.98	8,689,093.98	
	2,647,385.33	2,647,385.33	
	2,131,423,595.47	2,131,423,595.47	
	14,075,328,913.38	14,075,328,913.38	
	4,022,292.10	4,022,292.10	
	220,553.98	220,553.98	
	3,989,969.63	3,989,969.63	
	53,942,106.93	53,942,106.93	



	14,075,328,913.38	14,075,328,913.38	
--	-------------------	-------------------	--

2017 3 31 22 — 2017 2017  
 7 23 — 2017 2017 8 24 —  
 2017 2017 9 2017 5 2 37 — 2017  
 2017 14 “ ”  
 2018 1 1 2019 1 1  
 2018 2019

**4 2019**

43

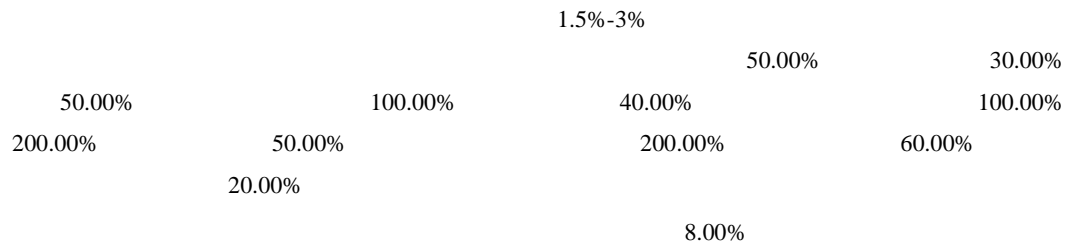
1

		10% 9% 5%
		10% 9% 3%
		5%
		6%
		16% 13%
		3%
		5%
		25%
	[ ]	
		7% 5%
		3%
		2%

	8%

2

3



1

	121,525.48	559,247.60
	6,932,129,883.71	1,728,245,193.02
	64,901,884.46	63,612,621.25
	6,997,153,293.65	1,792,417,061.87

2

3

4

5

1

	83,446,438.94	100.00 %	7,279,287.73	8.72%	76,167,151.21	72,668,142.32	100.00 %	5,373,392.09	7.39%	67,294,750.23
	83,446,438.94	100.00 %	7,279,287.73	8.72%	76,167,151.21	72,668,142.32	100.00 %	5,373,392.09	7.39%	67,294,750.23
	83,446,438.94	100.00 %	7,279,287.73	8.72%	76,167,151.21	72,668,142.32	100.00 %	5,373,392.09	7.39%	67,294,750.23

	83,446,438.94	7,279,287.73	8.72%
	83,446,438.94	7,279,287.73	--

1 1	72,076,408.50
1 2	6,302,712.94
3	5,067,317.50
3 4	5,043,290.00
4 5	24,027.50
	83,446,438.94

2

	5,373,392.09	1,905,895.64			7,279,287.73

	5,373,392.09	1,905,895.64				7,279,287.73

3

4

	23,046,533.57	27.62%	1,152,326.68
	13,139,657.80	15.75%	656,982.89
	9,836,379.20	11.79%	491,818.96
	5,043,290.00	6.04%	3,025,974.00
	2,600,061.15	3.12%	130,003.06
	53,665,921.72	64.32%	

2

6

6

7

1

1	147,758,147.63	91.25%	14,594,883.19	55.38%
1 2	2,419,016.59	1.49%	11,757,500.00	44.62%
2 3	11,750,000.00	7.26%		
	161,927,164.22	--	26,352,383.19	--

1

2

		133,200,000.00	1	82.26%	
		14,137,016.59	1-3	8.73%	
		7,652,349.44	1	4.73%	
		2,514,000.00	1	1.55%	
		400,000.00	1	0.25%	
		157,903,366.03		97.52%	

8

	3,828,613,287.81	2,543,684,254.17
	3,828,613,287.81	2,543,684,254.17

1

2

1

2 1

3

3

1

	2,234,351,829.01	1,405,165,944.86
	188,609.70	242,809.70
	1,545,416,161.11	1,221,361,844.40
	13,098,610.18	16,934,594.06
	7,156,118.12	4,607,131.99
	235,921,458.47	
	21,568,079.82	55,797,352.66
	4,057,700,866.41	2,704,109,677.67

2

	12	( )	( )	
2019 1 1	160,425,423.50			160,425,423.50
2019 1 1	—	—	—	—
--				0.00
--				0.00
	76,925,031.10			76,925,031.10
	-792,876.00			-792,876.00
	-7,470,000.00			-7,470,000.00
2019 12 31	229,087,578.60			229,087,578.60

1	1	3,972,174,346.92
1	2	



		1,001,459,074.96	1	24.68%	50,072,953.75
		891,598,000.00	1	21.97%	44,579,900.00
		366,062,077.78	1	9.02%	18,303,103.89
		232,242,450.00	1	5.72%	11,612,122.50
		229,969,900.00	1	5.67%	11,498,495.00
	--	2,721,331,502.74	--	67.06%	136,066,575.14

6

7

8

9

1

3 —

	24,154,939,738	36,570,222.47	24,118,369,515	17,066,245,036		17,066,245,036

	.15		.68	.68		.68
	550,177,269.37	361,274.41	549,815,994.96	229,193,273.74	361,274.41	228,831,999.33
	142,383,377.25		142,383,377.25	73,979,158.27		73,979,158.27
	24,847,500,384 .77	36,931,496.88	24,810,568,887 .89	17,369,417,468 .69	361,274.41	17,369,056,194 .28

	2016 06 20	2019 01 05	1,091,3 70,000. 00	961,38 9,788.2 8	909,92 1,741.8 8		-51,468 ,046.4				
	2017 04 20	2019 11 15	1,427,1 60,000. 00	1,002,3 16,136. 59	1,071,2 82,045. 06		68,965, 908.47				
	2017 05 02	2019 11 16	346,88 0,000.0 0	261,41 4,898.3 4	297,50 8,286.1 5		36,093, 387.81				
	2017 03 06	2020 04 20	1,319,1 50,000. 00	880,21 4,886.3 6			245,47 3,631.0 4	1,125,6 88,517. 40	15,935, 706.66		;
	2017 05 05	2019 10 18	1,626,7 60,000. 00	787,82 3,767.7 1	952,07 5,259.5 4		164,25 1,491.8 3				
	2018 03 20	2020 11 18	1,142,1 80,000. 00	781,711 ,835.57			133,40 2,716.6 3	915,114 ,552.20	32,040, 043.75	22,044, 601.60	;
	2017 11 06	2020 04 05	703,34 0,000.0 0	450,02 3,393.9 4			98,241, 858.47	548,26 5,252.4 1	13,403, 661.61	2,679,3 52.48	;
	2017 07 07	2019 08 15	632,28 0,000.0 0	414,56 2,030.4 4	523,94 0,174.7 8		109,37 8,144.3 4				
	2018 06 28	2020 10 30	1,726,7 50,000. 00	881,89 7,437.1 3			204,16 3,175.9 9	1,086,0 60,613. 12	20,607, 926.69	14,682, 245.31	;
	2018 07	2020 11 05	1,098,4 40,000.	463,78 1,625.6			312,511 ,549.66	776,29 3,175.3	25,514, 344.32	25,514, 344.32	;

	27		00	4				0			
	2018 03 02	2020 08 20	945,45 0,000.0 0	412,55 3,994.1 6			159,89 1,038.6 4	572,44 5,032.8 0			
	2018 03 02	2020 05 20	150,38 0,000.0 0	82,218, 595.18			34,713, 204.52	116,931 ,799.70			
	2018 12 03	2020 12 30	693,29 0,000.0 0	254,96 0,412.4 7			235,51 6,525.5 1	490,47 6,937.9 8	13,021, 106.28	13,021, 106.28	;
	2018 04 04	2020 09 01	1,093,9 70,000. 00	653,84 8,931.1 3			179,94 2,888.0 9	833,79 1,819.2 2	40,978, 874.93	32,718, 809.18	;
	2017 12 24	2020 10 15	1,805,4 10,000. 00	1,323,6 53,927. 83			145,10 7,210.6 5	1,468,7 61,138. 48	8,312,1 69.51	8,312,1 69.51	;
	2019 01 30	2020 11 30	437,60 0,000.0 0	197,27 0,527.2 4			73,989, 696.21	271,26 0,223.4 5	4,038,6 70.16	4,038,6 70.16	;
	2018 05 18	2020 11 01	215,72 0,000.0 0	47,199, 981.71			21,538, 480.54	68,738, 462.25			
	2018 08 28	2020 09 30	511,430 ,000.00	295,18 2,497.7 5			62,916, 415.53	358,09 8,913.2 8	20,075, 356.55	16,972, 183.09	;
	2018 08 28	2020 09 30	865,73 0,000.0 0	419,17 0,641.8 4			206,84 3,477.9 0	626,01 4,119.7 4	12,289, 453.14	10,497, 212.09	;
	2018 08 27	2021 01 30	1,506,5 60,000. 00	812,98 6,357.2 0			208,46 4,117.4 4	1,021,4 50,474. 64	22,153, 772.38	21,527, 695.98	;
	2018 09 12	2020 12 30	1,118,7 50,000. 00	643,95 3,966.2 9			188,19 5,530.6 6	832,14 9,496.9 5	20,801, 971.17	19,873, 170.39	;
	2018 09 28	2020 11 15	1,359,0 20,000. 00	765,23 9,275.4 5			261,66 4,137.1 9	1,026,9 03,412. 64	24,083, 625.41	24,083, 625.41	;
	2018 08 28	2020 07 30	1,723,4 10,000. 00	1,109,8 82,717. 91			188,76 3,932.5 6	1,298,6 46,650. 47	50,762, 588.22	41,966, 797.39	;

	2018 09 30	2020 11 30	997,33 0,000.0 0	557,59 3,865.3 9			124,56 6,068.0 7	682,15 9,933.4 6	11,733, 341.53	11,163, 175.37	;
	2018 10 08	2020 10 30	1,231,4 30,000. 00	744,62 6,579.7 3			198,53 8,131.9 9	943,16 4,711.7 2	14,247, 998.97	14,247, 998.97	;
	2018 10 27	2021 04 19	336,49 0,000.0 0	179,91 4,409.7 4			62,931, 048.93	242,84 5,458.6 7	5,575,3 97.65	5,575,3 97.65	;
	2018 08 21	2021 01 06	1,082,5 60,000. 00	671,68 1,580.8 9			132,48 5,181.6 0	804,16 6,762.4 9	25,822, 589.40	25,822, 589.40	;
	2019 03 15	2021 06 28	1,787,9 90,000. 00	996,27 9,648.1 1			282,49 0,511.0 6	1,278,7 70,159. 17	21,559, 289.78	21,559, 289.78	;
	2019 09 30	2021 10 30	1,544,2 80,000. 00				1,019,5 57,269. 18	1,019,5 57,269. 18			
	2019 11 07	2022 06 21	1,139,4 10,000. 00				611,347 ,494.36	611,347 ,494.36	690,43 8.35	690,43 8.35	;
	2019 10 28	2022 03 01	1,803,0 90,000. 00				1,005,3 61,328. 83	1,005,3 61,328. 83			
	2019 11 11	2021 10 06	1,028,3 70,000. 00				590,67 9,739.5 4	590,67 9,739.5 4	350,68 6.11	350,68 6.11	;
	2019 07 04	2022 05 30	2,858,8 10,000. 00				1,671,6 32,908. 64	1,671,6 32,908. 64	20,245, 420.91	20,245, 420.91	;
	2019 11 19	2021 11 30	1,743,1 00,000. 00				1,140,8 25,954. 91	1,140,8 25,954. 91			;
	2019 10 26	2021 11 30	647,49 0,000.0 0				275,27 5,732.4 8	275,27 5,732.4 8			
	2020 02 14	2022 06 05	1,631,0 40,000. 00				439,16 3,427.0 0	439,16 3,427.0 0			
	2020	2023	103,00	12,891,			6,939.0	12,898,			



	2018 09 10	60,621,762. 63		46,024,448.5 6	14,597,314.07		
	2019 01 05		909,921,741. 88	903,804,889. 99	6,116,851.89	644,523.98	
	2019 08 01		523,940,174. 78	507,594,882. 05	16,345,292.73	356,872.05	
	2019 11 01		297,508,286. 15	251,985,513. 46	45,522,772.69	995,699.43	
	2019 10 01		952,075,259. 54	854,528,617. 21	97,546,642.33	2,981,986.51	
	2019 11 01		1,071,282,04 5.06	769,763,057. 18	301,518,987.89	10,995,442.27	
-	2015 12 01		6,144,816.25	1,620,817.33	4,523,998.92		
	--	229,193,273 .74	3,762,681,32 3.29	3,441,697,32 7.67	550,177,269.37	15,974,524.24	

2

		36,570,222.4 7				36,570,222.4 7	
	361,274. 41					361,274.41	
	361,274. 41	36,570,222.4 7				36,931,496.8 8	--

		11,403,571.64				11,403,571.64
		25,166,650.83				25,166,650.83
	361,274.41					361,274.41
	361,274.41	36,570,222.47				36,931,496.88
						--

## 3

	-	4.75%	15,935,706.66
	14,682,245.31	6.88%	20,607,926.69
	32,718,809.18	11.00%	40,978,874.93
	16,972,183.09	8.00%	20,075,356.55
	10,497,212.09	5.23%	12,289,453.14
	21,527,695.98	5.94%	22,153,772.38
	19,873,170.39	4.62%	20,801,971.17
	41,966,797.39	7.33%	50,762,588.22
	11,163,175.37	5.46%	11,733,341.53
	22,044,601.60	4.75%	32,040,043.75
	2,679,352.48	5.23%	13,403,661.61
	21,559,289.78	5.23%	21,559,289.78
	13,021,106.28	4.75%	13,021,106.28
	690,438.35	11.00%	690,438.35
	8,312,169.51	5.23%	8,312,169.51
	4,038,670.16	7.00%	4,038,670.16
	25,514,344.32	8.50%	25,514,344.32
	24,083,625.41	7.64%	24,083,625.41
	14,247,998.97	6.50%	14,247,998.97
	5,575,397.65	6.51%	5,575,397.65
	25,822,589.40	8.00%	25,822,589.40
	20,245,420.91	5.23%	20,245,420.91
	350,686.11	4.99%	350,686.11

	5,979.73	424,244,433.48
--	----------	----------------

4



1,278,770,159.17

611,347,494.36

490,476,937.98

301,518,987.89

915,114,552.20

572,445,032.80

1,086,060,613.12

271,260,223.45

776,293,175.30


419,170,641.84

626,014,119.74

812,986,357.20



2386,06,40



9  
an

---

5

10

11

12

13

	1,430,139,380.31	896,689,587.37
	11,635,000.00	3,763,000.00
	1,441,774,380.31	900,452,587.37

14

15

16

17

--	--	--	--	--

	(								(	
	)								)	
	11,636, 032.59			1,238,0 78.27			-3,819, 405.90		-9,054, 704.96	
	11,197, 951.74			14,893, 774.55					26,091, 726.29	
	8,022,6 20.74			273,35 8,444.2 1					281,38 1,064.9 5	
	7,035,5 25.82			25,328, 664.75					32,364, 190.57	
	20,380, 547.10			-8,289, 613.02					12,090, 934.08	
	32,830, 865.22			-3,156, 443.40					29,674, 421.82	

1											
		1,239,296.00		-1,239,296.00							
2											
	27,810,094.16			-2,139,155.22						25,670,938.94	
	25,746,851.29			-2,211,245.37						23,535,605.92	
	150,661,719.53			-7,762,230.94						142,899,488.59	
	12,284,184.55			4,311,497.95						16,595,682.50	
3											
	80,588,463.74			-2,713,597.16						77,874,866.58	
	114,149,343.01			-7,011,159.34						107,138,183.6	

										7	
		4,250,000.00		-1,318,189.92						2,931,810.08	
		11,250,000.00		-4,089,097.83						7,160,902.17	
		330,000.000.00		-998,944.30						329,001,055.70	
		2,450,000.00		-344,916.71						2,105,083.29	
4											
		149,690,000.00		922,419.86						150,612,419.86	
	502,344,199.49	498,879,296.00	0.00	278,778,990.38	0.00	0.00	-3,819,405.90		-9,054,704.96	1,267,128,375.01	
	502,344,199.49	498,879,296.00	0.00	278,778,990.38	0.00	0.00	-3,819,405.90		-9,054,704.96	1,267,128,375.01	

18

19

	535,782,065.70	426,224,852.46
	535,782,065.70	426,224,852.46

2

Glusense Ltd	6,635,560.05	2.78%
[ 1]	498,886,505.65	40.00%
[ 2]	10,000,000.00	14.81%
[ 3]	10,000,000.00	7.42%
[ 3]	10,000,000.00	1.42%
[ 4]	260,000.00	
	535,782,065.70	

20

1

1.	629,979,808.09			629,979,808.09
2.				
3.	22,328,344.09			22,328,344.09
1				
2				
3	22,328,344.09			22,328,344.09
4.	607,651,464.00			607,651,464.00
1.	168,470,748.96			168,470,748.96
2.	28,576,774.29			28,576,774.29
1	28,576,774.29			28,576,774.29
3.	7,737,072.18			7,737,072.18
1				
2				
3	7,737,072.18			7,737,072.18
4.	189,310,451.07			189,310,451.07
1.	418,341,012.93			418,341,012.93
2.	461,509,059.13			461,509,059.13

2

3 —

**3****21**

	24,171,645.95	10,191,851.93
	24,171,645.95	10,191,851.93

**1**

1.		3,078,290.00	5,441,720.73	12,292,562.18	20,812,572.91
2.	22,328,344.09		1,378,111.05	2,241,458.36	25,947,913.50
1			1,378,111.05	2,241,458.36	3,619,569.41
2					
3					
4	22,328,344.09				22,328,344.09
3.		602,564.10	1,119,675.15	25,300.00	1,747,539.25
1		602,564.10	1,119,675.15	25,300.00	1,747,539.25
4.	22,328,344.09	2,475,725.90	5,700,156.63	14,508,720.54	45,012,947.16
1.		2,302,506.80	1,219,531.43	7,098,682.75	10,620,720.98
2.	7,737,072.18	150,145.88	826,617.44	2,206,005.11	10,919,840.61
1		150,145.88	826,617.44	2,206,005.11	3,182,768.43
2	7,737,072.18				7,737,072.18

3.		124,027.80	561,638.53	13,594.05	699,260.38
1		124,027.80	561,638.53	13,594.05	699,260.38
4.	7,737,072.18	2,328,624.88	1,484,510.34	9,291,093.81	20,841,301.21
1.					
2.					
1					
3.					
1					
4.					
1.	14,591,271.91	147,101.02	4,215,646.29	5,217,626.73	24,171,645.95
2.		775,783.20	4,222,189.30	5,193,879.43	10,191,851.93

2

3

4

5

6

22

23

24

25

26

1

1.				5,844,189.68	5,844,189.68
2.				5,038,161.62	5,038,161.62
1				5,038,161.62	5,038,161.62
2					
3					
3.					
1					
4.				10,882,351.30	10,882,351.30
1.				3,532,567.80	3,532,567.80

2.				1,283,193.26	1,283,193.26
1				1,283,193.26	1,283,193.26
3.					
1					
4.				4,815,761.06	4,815,761.06
1.					
2.					
1					
3.					
1					
4.					
1.				6,066,590.24	6,066,590.24
2.				2,311,621.88	2,311,621.88

0.00%

2

27

28

1


	7,856,648.51					7,856,648.51
	7,856,648.51					7,856,648.51

2

29

	330,803.72		330,803.72		
	330,803.72		330,803.72		

30

/

1

	214,025,789.06	53,506,447.27	152,646,156.30	38,157,527.42
	312,938,400.25	78,234,600.06	338,316,469.20	84,579,117.30
	1,219,560,019.01	304,889,983.78	494,737,633.23	123,684,408.38
	1,949,684.84	487,421.21	189,217,600.62	47,304,400.16
	1,748,473,893.16	437,118,452.32	1,174,917,859.35	293,725,453.26

2

	111,064,567.36	27,766,141.84	111,064,567.36	27,766,141.84
	196,395,666.84	49,098,916.71	90,537,540.01	22,634,385.00
	307,460,234.20	76,865,058.55	201,602,107.37	50,400,526.84

**3**

		437,118,452.32		293,725,453.26
		76,865,058.55		50,400,526.84

**4**

		59,272,574.15	13,513,933.70
		155,301,345.40	53,810,496.64
		214,573,919.55	67,324,430.34

**5**

2024	46,734,361.08		
2023	71,623,564.79	19,492,215.10	
2022	25,543,012.16	22,917,436.39	
2021	7,078,933.36	7,078,933.36	
2020	4,321,474.01	2,796,761.41	
2019		1,525,150.38	
	155,301,345.40	53,810,496.64	--

**31**

		2,647,385.33
		2,647,385.33

32

1

	436,000,000.00	280,000,000.00
	1,398,000,000.00	418,000,000.00
	1,206,397.93	2,619,671.36
	1,835,206,397.93	700,619,671.36

2

0.00

33

34

35

	9,755,000.00	162,410,000.00
	9,755,000.00	162,410,000.00

0.00

36

1

	2,239,280,422.79	1,470,797,530.41
	73,371,115.12	9,920,446.86
	2,312,651,537.91	1,480,717,977.27

2 1

	22,674,000.00	
	22,674,000.00	--

37

1

	18,705,771,564.59	9,921,223,812.28
	20,329,970.88	20,834,707.41
	7,643,861.39	1,010,915.57
	18,733,745,396.86	9,943,069,435.26

2 1

3

3

1		2,261,784,833.04	2,267,477,744.00	2020	04	20	100.00%
2		51,069,441.39	1,824,655,093.65	2020	10	15	99.15%
3		49,514,786.00	1,495,174,678.00	2020	10	30	69.23%
4		16,828,818.00	1,243,892,676.00	2021	1	30	85.96%
5			1,169,090,115.00	2020	10	30	90.27%

38

39

1

	43,241,840.18	271,838,810.45	242,047,939.43	73,032,711.20
-		11,220,004.99	11,197,301.03	22,703.96
	43,241,840.18	283,058,815.44	253,245,240.46	73,055,415.16

2

1	43,158,890.95	247,505,211.25	217,764,910.57	72,899,191.63
2	38,385.00	13,825,737.49	13,749,231.24	114,891.25
3		3,242,757.11	3,224,128.79	18,628.32
		2,895,377.80	2,878,949.95	16,427.85
		141,177.43	140,855.96	321.47
		206,201.88	204,322.88	1,879.00
4		5,077,459.00	5,077,459.00	
5	44,564.23	2,187,645.60	2,232,209.83	
	43,241,840.18	271,838,810.45	242,047,939.43	73,032,711.20

3

1		11,040,660.41	11,018,739.41	21,921.00
2		179,344.58	178,561.62	782.96
		11,220,004.99	11,197,301.03	22,703.96

40

	99,182,204.68	90,861,387.68
	358,492,616.59	225,510,094.03
	8,000,842.70	4,658,150.52
	95,921,052.97	25,936,954.45
	2,403,721.10	2,740,766.10
	1,850,096.44	1,476,989.07
	7,028.99	7,028.99
	11,625,749.24	8,593,068.53
	577,483,312.71	359,784,439.37

41

	2,107,623.75	2,107,623.75
	2,451,570,898.68	2,439,942,933.96
	2,453,678,522.43	2,442,050,557.71

1

2

	2,107,623.75	2,107,623.75
	2,107,623.75	2,107,623.75

3

1

	334,650,201.40	175,957,817.15
	1,466,094,979.75	625,464,545.46
	49,919,848.23	36,443,314.84
	548,896,728.85	1,550,314,077.20
	52,009,140.45	51,763,179.31
	2,451,570,898.68	2,439,942,933.96

2

1

	400,000,000.00	
	167,732,664.58	
	567,732,664.58	--

42

43

	1,839,910,000.00	820,500,000.00
	692,806,617.22	
	2,532,716,617.22	820,500,000.00

44

45

1

	433,800,000.00	601,400,000.00
	5,945,900,000.00	3,022,000,000.00
	10,924,217.78	5,968,413.48
	-1,839,910,000.00	-820,500,000.00
	4,550,714,217.78	2,808,868,413.48

46

1

15	671,160,732.40	668,803,398.84
	21,645,884.82	21,986,961.22
	-692,806,617.22	
		690,790,360.06

2

15	1,200,000,000.00	2015 8 7	5	1,189,200,000.00	668,803,398.84			2,357,333.56		671,160,732.40
	--	--	--	1,189,200,000.00	668,803,398.84			2,357,333.56		671,160,732.40



	91,838,452.37	51,385,821.53	
	91,838,452.37	51,385,821.53	--

51

52

53

		+ -					
	3,183,922,48 5.00						3,183,922,48 5.00

54

55

	-1,705,913,455.85		524,483.46	-1,706,437,939.31
	-1,705,913,455.85		524,483.46	-1,706,437,939.31

56

57

58

59

	95,466,078.31	39,494,026.38		134,960,104.69
	95,466,078.31	39,494,026.38		134,960,104.69

60

		3,175,216,751.35	2,633,670,050.87
	+ -	67,903,155.01	
		3,243,119,906.36	2,633,670,050.87
		1,888,856,434.53	608,483,095.43
		39,494,026.38	3,257,945.25
			63,678,449.70
		5,092,482,314.51	3,175,216,751.35

- 1) 0
- 2) 67,903,155.01
- 3) 0
- 4) 0
- 5) 0

61

	6,574,395,049.81	3,858,550,936.54	3,887,543,285.30	2,584,673,998.81
	88,184,190.80	31,821,687.32	80,225,640.30	28,215,243.01
	6,662,579,240.61	3,890,372,623.86	3,967,768,925.60	2,612,889,241.82

3 —

1		1,779,090,263.31
2		1,642,403,916.49
3		1,423,594,484.25
4		791,918,589.88
5		343,333,375.14

62

	26,790,042.43	15,633,337.10
	19,234,025.63	11,952,935.19
	8,128,235.16	8,481,185.30
	8,071,985.04	5,801,691.42
	12,407,156.39	6,824,002.40
	118,467,596.10	78,048,178.86
	71,073.79	154,794.72
	193,170,114.54	126,896,124.99

63

	184,594,050.85	52,991,053.34
	52,155,825.96	33,348,743.04
	22,772,192.13	13,682,420.08
	535,740.73	241,906.86
	102,647,739.18	28,662,111.48
	17,397,659.60	7,770,727.89
	380,103,208.45	136,696,962.69

64

	104,742,864.90	75,233,469.00
	12,956,003.40	11,682,039.55
	7,757,011.65	4,494,926.19
	7,326,368.69	5,657,021.76
	4,832,436.75	5,010,654.24
	20,645,529.79	14,280,654.12
	2,934,244.64	2,238,290.33
	543,396.21	815,303.77
	1,196,826.74	726,562.34
	14,955,532.54	13,536,018.12
	177,890,215.31	133,674,939.42

65

66

--	--	--

	221,328,726.22	171,140,009.31
	99,270,968.38	89,576,200.37
	8,167,750.60	10,862,668.09
	130,225,508.44	92,426,477.03

**67**

	1,972,529.79	6,600,859.65
	8,899,182.02	8,403,011.36
	10,871,711.81	15,003,871.01

**68**

	238,326,359.54	-141,976,828.93
	7,296,449.15	
		7,024,892.50
	2,740.10	
	259,622.44	15,873,570.02
	245,885,171.23	-119,078,366.41

**69****70**

	105,858,126.84	
	105,858,126.84	

71

	-76,925,031.10	
	-1,905,895.64	
	-78,830,926.74	

72

		-50,142,361.49
	-36,570,222.47	
	-36,570,222.47	-50,142,361.49

73

	-24,675.93	47,295.54
	-24,675.93	47,295.54

74

	3,312,219.93		3,312,219.93
	3,676,388.90	1,750,804.24	3,676,388.90
	1,432,182.97	499,430.85	1,432,182.97
	8,420,791.80	2,250,235.09	8,420,791.80

75

	475,579.76	308,346.10	475,579.76
	707,300.00	348,000.00	707,300.00
	2,746,210.51	4,862,603.85	2,746,210.51
	5,248,357.70	316,621.17	5,248,357.70
	9,177,447.97	5,835,571.12	9,177,447.97

76

1

	499,438,641.98	211,245,543.00
	-118,112,677.47	-51,963,642.75
	381,325,964.51	159,281,900.25

2

	2,137,250,098.58
/	534,312,524.64
	-134,905,000.52
	4,925,731.15
	-61,047,331.63
	1,227,668.57
	36,812,372.30
	381,325,964.51



	21,507,468.72	
--	---------------	--

5

		180,000,000.00
	1,773,086,503.23	2,244,185,274.86
	1,773,086,503.23	2,424,185,274.86

6

		180,000,000.00
	1,249,364,082.44	720,802,000.00

[Redacted]

[Redacted]



	-105,858,126.84	
	221,328,726.22	171,140,009.31
	-245,885,171.23	119,078,366.41
	-144,577,209.18	-51,963,642.75
	26,464,531.71	
	-10,047,068,312.01	-9,555,031,541.40
	-725,154,566.86	-90,838,791.64
	9,583,797,552.09	6,061,899,143.27
	467,792,350.51	-2,715,771,337.88
2	32	

	121,525.48	559,247.60
	6,932,129,883.71	1,728,247,814.27
	6,932,251,409.19	1,728,807,061.87

80

81

	64,901,884.46	
	9,500,000.00	
	55,401,884.46	
	18,514,563,861.44	.9.(14)
	418,341,012.93	
	14,591,271.91	
	19,012,398,030.74	--

82

83

84

1

	1,972,529.79		1,972,529.79
	8,899,182.02		8,899,182.02

2

85

1

1



	6,136,116.25	8,794,100.59
	45,682.52	45,682.52
	749,351.80	2,992,324.42
	1,530,763.98	1,530,763.98
	3,670.66	3,670.66
	42,947,737.70	36,218,819.83
	42,947,737.70	36,218,819.83

4

	9,054,704.96	10,520,000.00	1,465,295.04		

5

6

2

3

4

	2,550, 000.00	51.00 %		2019 07 31		37,098 .47	49.00 %	2,414, 356.37	2,450, 000.00	35,643 .63		
	0.00	50.00 %		2019 07 31		2,868, 214.72	50.00 %	-2,868, 214.72	0.00	2,868, 214.72		
	0.00	50.00 %		2019 12 31		10,991 .29	50.00 %	-10,99 1.29	0.00	10,991 .29		



	100.00%
	60.00%
	100.00%
	100.00%

6

1

1




100.00%

"• ±#

100.00%

”



±

#

				100.00%		
					100.00%	
					100.00%	
					100.00%	
				70.00%	30.00%	
					100.00%	
				100.00%		
				100.00%		
				100.00%		
					100.00%	
				48.60%	51.40%	
				90.00%	10.00%	
				100.00%		
				100.00%		
					100.00%	
					100.00%	

				100.00%		
					100.00%	
					100.00%	
					100.00%	
					100.00%	
					100.00%	
					100.00%	
					100.00%	
RONGAN AUSTRALIA HOLDING SPTY LTD					100.00%	
					100.00%	
					51.00%	
					100.00%	
					100.00%	
					100.00%	
					99.57%	
					100.00%	



					100.00%	
				100.00%		
					51.00%	
					51.00%	
				60.00%		
					100.00%	
					51.00%	
					98.28%	
					51.00%	
					66.67%	
				100.00%		
					50.00%	1
				60.00%		
					51.00%	
					100.00%	
					100.00%	
					50.00%	2
					100.00%	3

					100.00%	3
					100.00%	3
					100.00%	
					100.00%	
					100.00%	
					100.00%	
					100.00%	
					100.00%	
				100.00%		
				100.00%		
				100.00%		
				100.00%		
				100.00%		
				100.00%		
					100.00%	
				100.00%		

					100.00%	
					100.00%	
					100.00%	
					100.00%	
					100.00%	
					100.00%	
					100.00%	
				100.00%		
					100.00%	
					100.00%	
					100.00%	
					100.00%	
					100.00%	
					100.00%	
Honor Steady Co.,Ltd	BVI	BVI			100.00%	

1

15%

50%

35%

2

50%

50%

3

“ ”

2

	0.43%	-89,372.86		971,162.92
	2.01%	-668,070.44		1,058,369.14
	1.38%	-497,968.23		182,994.73
	49.00%	-10,227,984.37		-8,142,550.57
	49.00%	-2,826,730.78		4,577,907.70
	49.00%	-5,089,684.15		2,781,748.47
	1.72%	-457,156.51		4,662,126.76
	33.33%	-20,897,643.35		-22,198,736.62
	50.00%	-38,707,283.09		-57,263,178.80
	40.00%	-16,179,902.39		135,570,821.25
	50.00%	-29,289,557.11		-44,735,473.97
	49.00%	-7,497,641.70		-7,597,346.56

3

	1,882, 390,07 6.02	66,838 ,042.6 7	1,949, 228,11 8.69	1,722, 316,16 0.31	659,09 0.66	1,722, 975,25 0.97	911,35 6,576. 99	19,292 ,835.6 4	930,64 9,412. 63	583,61 2,158. 62	100,00 0,000. 00	683,61 2,158. 62

	1,105, 927.89 4.93	15,790 ,268.9 2	1,121, 718.16 3.85	1,069, 127.88 0.05	0.00	1,069, 127.88 0.05	981,05 9,222. 63	4,761, 215.96	985,82 0,438. 59	899,99 2,819. 49		899,99 2,819. 49
	384,67 2,294. 82	18,599 ,23	384,69 0,894. 05	299,43 0,406. 61	72,000 ,000.0 0	371,43 0,406. 61	206,10 8,408. 09	224,17 6.30	206,33 2,584. 39	156,98 7,442. 39		156,98 7,442. 39
	87,307 ,837.5 5	75,294 ,22	87,383 ,131.7 7	87,873 ,848.1 1	16,126 ,733.7 9	104,00 0,581. 90	67,866 ,804.1 7	5,363, 702.99	73,230 ,507.1 6	52,847 ,786.0 2	16,126 ,733.7 9	68,974 ,519.8 1
	473,93 3,538. 06	3,073, 409.75	477,00 6,947. 81	467,66 4,279. 03	0.00	467,66 4,279. 03	370,50 9,450. 88	1,396, 404.38	371,90 5,855. 26	56,794 ,348.1 6	300,00 0,000. 00	356,79 4,348. 16
	787,41 1,118. 52	4,599, 302.66	792,01 0,421. 18	786,33 3,383. 48	0.00	786,33 3,383. 48	454,81 8,448. 89	1,300, 116.83	456,11 8,565. 72	246,05 4,417. 51	194,00 0,000. 00	440,05 4,417. 51
	2,500, 782.69 6.26	9,834, 147.95	2,510, 616,84 4.21	1,960, 144,35 8.40	280,00 0,000. 00	2,240, 144,35 8.40	1,133, 472,32 0.32	1,012, 498.26	1,134, 484,81 8.58	667,43 3,465. 77	170,00 0,000. 00	837,43 3,465. 77
	1,042, 856,26 2.48	22,015 ,895.8 0	1,064, 872,15 8.28	1,031, 475,02 8.43	50,000 ,000.0 0	1,081, 475,02 8.43	661,92 4,038. 15	1,278, 016.59	663,20 2,054. 74	442,10 5,724. 93	175,00 0,000. 00	617,10 5,724. 93
	1,393, 033,76 4.03	41,440 ,051.6 0	1,434, 473,81 5.63	1,113, 250,17 3.23	435,75 0,000. 00	1,549, 000,17 3.23	1,171, 585,34 9.24	15,749 ,400.8 0	1,187, 334,75 0.04	944,44 6,541. 46	280,00 0,000. 00	1,224, 446,54 1.46
	1,432,	20,284	1,453,	914,07	200,00	1,114,	587,32	6,842,	594,16	494,79	120,00	614,79

	718,80 8.62	,776.1 1	003,58 4.73	6,531. 60	0,000. 00	076,53 1.60	5,771. 77	843.14	8,614. 91	1,805. 81	0,000. 00	1,805. 81
	978,84 9,064. 94	33,240 ,078.3 0	1,012, 089,14 3.24	1,001, 000,09 1.16	100,56 0,000. 00	1,101, 560,09 1.16	714,32 5,765. 18	13,740 ,327.3 1	728,06 6,092. 49	758,95 7,926. 20		758,95 7,926. 20
	1,322, 136,33 8.49	5,111, 822.67	1,327, 248,16 1.16	1,232, 752,95 0.07	40,000 ,000.0 0	1,272, 752,95 0.07	748,52 2,742. 60	78,832 .07	748,60 1,574. 67	678,80 5,053. 98	69,796 ,520.6 9	748,60 1,574. 67

	201,886.80	-20,784,38 6.29	-20,784,38 6.29	460,244,20 5.98	158,962.26	-20,805,63 2.17	-20,805,63 2.17	-198,354,0 82.07	
		-33,237,33 5.30	-33,237,33 5.30	409,047,06 4.40		-14,107,48 3.46	-14,107,48 3.46	-412,987,3 95.44	
		-36,084,65 4.56	-36,084,65 4.56	69,325,067 .31		-654,858.0 0	-654,858.0 0	-49,539,38 9.86	
		-20,873,43 7.48	-20,873,43 7.48	6,357,073. 19		-3,744,012. 65	-3,744,012. 65	4,003,052. 19	
		-5,768,838. 32	-5,768,838. 32	344,369,16 3.74		-4,888,492. 90	-4,888,492. 90	-274,700,6 38.58	
		-10,387,11 0.51	-10,387,11 0.51	294,017,18 6.42		-3,935,851. 79	-3,935,851. 79	-198,864,5 95.08	
		-26,578,86 7.00	-26,578,86 7.00	919,422,37 7.44		-2,948,647. 19	-2,948,647. 19	-372,413,8 52.81	

		-62,699,19 9.96	-62,699,19 9.96	237,337,04 8.62		-3,903,670. 19	-3,903,670. 19	-319,536,2 27.48
		-77,414,56 6.18	-77,414,56 6.18	89,118,759. 35		-47,111,79 1.42	-47,111,79 1.42	-201,678,2 27.51
		-40,449,75 5.97	-40,449,75 5.97	329,845,50 4.37		-20,623,19 0.90	-20,623,19 0.90	-98,551,93 7.82
		-58,579,11 4.21	-58,579,11 4.21	205,048,44 6.04		-40,891,83 3.71	-40,891,83 3.71	57,216,767 .40
		-15,301,30 9.60	-15,301,30 9.60	259,461,25 7.79		-203,479.3 1	-203,479.3 1	-64,741,46 9.20

4

5

2

1

“ ”

2

--	988,523.00	2,536,648.00	
/	988,523.00	2,536,648.00	
/	885,914.53	2,148,517.40	-33,744.39

	102,608.47	388,130.60	33,744.39
	102,608.47	388,130.60	33,744.39

3

1

					25.00%	
					50.00%	
					40.00%	
				25.00%		
					50.00%	
					22.00%	
					24.80%	
					30.00%	
					30.00%	
					20.00%	
					25.00%	
					48.04%	



	980,340,706.44	1,839,342,617.59	656,048,916.07	38.24	1,305,180,132.44	211,368,629.49	2,039,557,537.22	2,841,708,030.80	961,924,304.02	1,569,041,803.98	880,777,460.46	4,066,053,540.93	318,109,331.42	30,888,234.2	840,103,530.38	
	72,759,275.64	62,168,016.57	70,215,633.77	38.24	98,079,551.00	84,195,644.41	277,098,606.25	209,472,839.92	4,504,020.00	64,583,286.19	212,181,716.22	665,898,766.19	38,123,173.44	1,823,42	55,264,690.15	
	1,287,776.42	21,772,121.61	8,773,981.15	297,547,275.45	12,114,702.85	1,022,476.72	1,009,034.65	258,884.59	4,831.40	1,264,801.72	93,779,741.12	23,291,947.60	3,333,836.12	315,329,208.93	7,589,833.86	
	981,628,482.86	1,861,114,739.20	664,822,897.22	297,547,313.69	1,317,294,835.29	212,391,106.21	2,040,566,571.87	2,841,966,915.39	961,929,135.42	1,570,306,605.70	974,557,201.58	4,089,345,488.53	321,443,167.54	346,217,432.35	847,693,364.24	
	929,445,030.28	1,157,662,076.82	640,641,029.06	82,975.00	893,018,467.94	205,492,729.56	943,593,675.81	1,837,746,356.915	961,951,117.99	849,198,195.42	952,161,298.10	4,069,288,936.67	280,682,073.35	32,594,975.00	419,394,678.22	
					210,000,000.00		100,000,000.00	1,000,000.00		425,000,000.00					200,000,000.00	
	929,445,030.28	1,157,662,076.82	640,641,029.06	82,975.00	1,103,018,467.94	205,492,729.56	1,043,593,675.81	2,837,746,356.915	961,951,117.99	1,274,419,819.542	952,161,298.10	4,069,288,936.67	280,682,073.35	32,594,975.00	619,394,678.22	
	52,183,452.58	703,452,662.38	24,181,868.16	297,464,338.69	214,276,367.35	6,898,376.65	996,972,896.06	4,223,348.624	-21,982.57	296,108,410.28	22,395,903.48	20,056,518.6	40,761,094.19	313,622,457.35	228,298,686.02	
	26,0	281,	12,0	142,	107,	2,93	329,	2,06	-10,9	148,	11,1	8,02	20,3	150,	114,	

	91,7 26.2 9	381, 064. 95	90,9 34.0 8	899, 488. 59	138, 183. 68	1,81 0.08	001, 055. 70	9,43 9.66	91.2 9	054, 205. 14	97,9 51.7 4	2,62 0.74	80,5 47.1 0	661, 719. 53	149, 343. 01
--								35,6 43.6 3	10,9 91.2 9	2,55 8,21 4.72					
	26,0 91,7 26.2 9	281, 381, 064. 95	12,0 90,9 34.0 8	142, 899, 488. 59	107, 138, 183. 67	2,93 1,81 0.08	329, 001, 055. 70	2,10 5,08 3.29		150, 612, 419. 86	11,1 97,9 51.7 4	8,02 2,62 0.74	20,3 80,5 47.1 0	150, 661, 719. 53	114, 149, 343. 01
	227, 589, 911. 21	3,03 9,88 6,04 7.04									985, 634. 87				
	-399, 562. 95	-727, 193. 07	-137, 186. 23	1,78 5.18	-19,9 24,6 32.7 0	-9,32 1.84	-191, 302. 53	-58,7 05.5 5		-6,16 6.24	-563, 526. 96	-2,85 7,33 9.75	-82,6 93.9 9	1,80 1.58	18,6 09,5 02.7 1
	5,25 6,62 6.32	231, 883, 592. 62	-5,51 6,37 2.27	409, 356. 20	-4,58 0,35 0.71	-1,00 1,47 1.44	-1,00 9,03 4.65	-234, 637. 22		659, 320. 44	-4,49 9,36 5.51	-20,4 32,6 18.2 6	-3,01 1,59 0.15	-859, 180. 89	-7,23 3,71 6.54
	29,7 87,5 49.1 0	683, 396, 110. 52	-16,5 79,2 26.0 3	-16,1 58,1 18.6 6	-14,0 22,3 18.6 7	-3,10 1,62 3.35	-3,02 7,10 3.94	-703, 911. 66		1,84 4,83 9.72	-26,4 87,5 84.8 3	-61,6 56,4 61.7 3	-9,03 4,77 0.44	-2,57 7,54 2.65	-21,7 01,1 49.6 0
	29,7 87,5 49.1 0	683, 396, 110. 52	-16,5 79,2 26.0 3	-16,1 58,1 18.6 6	-14,0 22,3 18.6 7	-3,10 1,62 3.35	-3,02 7,10 3.94	-703, 911. 66		1,84 4,83 9.72	-26,4 87,5 84.8 3	-61,6 56,4 61.7 3	-9,03 4,77 0.44	-2,57 7,54 2.65	-21,7 01,1 49.6 0

3

4

5

3

4

5

6

1

2 1

2 1

5 4 5

2

2019 12 31

50

2,590.61

( )

1

1 3

4

5

6

7

8

9

1

			50,000	47.93%	47.93%

29.68%

50%

47.93%

2

1



		1,296,226.40	
		4,889,842.33	
		985,849.06	
		728,155.34	388,349.52
		201,886.80	158,962.26
		1,845,682.25	4,992,906.22
			183,353.26
		735,849.04	679,245.28
		553,419.40	1,037,035.52
		2,629,056.61	2,907,548.18
			6,376,809.32
( )		728,155.34	97,087.38
		1,271,586.06	858,500.00
		1,867,924.53	
		2,472,301.89	
		1,444,736.20	
		1,745,283.02	
		259,433.96	
			9,488,166.04
		104,249.51	123,970.87
			17,252.83
			82,263.21
			1,813,237.73
			518,675.47
			14,150.94
		973,700.52	
		1,365,700.00	
		474,100.00	

		51,964,048.23	18,953,078.76
		20,941,713.37	60,185,559.36
		8,012,043.02	25,109,851.03
			-7,702,562.58
		89,802,499.47	94,229,694.31
		34,958,978.31	
		21,294,546.21	
			1,559,007.27
		2,630,395.41	
		2,968,760.00	

2 / /

3

		142,002.85	137,701.38
		46,928.57	86,838.09
		27,809.53	46,980.14
			17,329.53

4

	260,000,000.00	2017 09 14	2020 09 01	
	330,000,000.00	2018 06 05	2021 06 20	
	30,000,000.00	2019 04 04	2020 04 02	

100,000,000.00	2019	03	19	2020	03	18
46,000,000.00	2019	11	29	2020	11	29
30,000,000.00	2019	01	02	2020	01	02
80,000,000.00	2019	11	07	2020	06	08
100,000,000.00	2019	01	21	2020	01	21

510 I

800' 00'0

	960,000,000.00	2019 09 12	2022 08 10	
	103,581,000.00	2018 10 29	2021 10 29	
	60,440,000.00	2018 10 31	2021 10 15	
	7,435,000.00	2019 01 02	2021 09 21	
	150,000,000.00	2019 01 02	2022 01 02	
	50,280,000.00	2019 01 09	2022 01 04	
	135,673,450.00	2018 12 06	2021 06 20	
	25,500,000.00	2019 01 25	2022 01 10	
	1,000,000,000.00	2019 12 20	2022 12 20	
	151,410,000.00	2018 11 01	2021 10 31	
	45,000,000.00	2018 09 07	2021 09 07	
	105,000,000.00	2018 11 20	2020 11 19	
	42,500,000.00	2019 09 19	2020 09 19	
	40,500,000.00	2019 10 29	2022 10 27	
	24,420,000.00	2019 12 25	2020 12 25	
	250,000,000.00	2019 12 23	2022 11 25	

					( )
	5,000.00	2019-1-28	2020-1-27		
	3,000.00	2019-2-1	2020-6-20		280.00
	28,000.00	2019-2-1	2020-7-31		
	5,400.00	2019-2-1	2021-9-19		51.84
	41,400.00				331.84

	21,166.95	2018-11-26	2021-11-12	

6

7

	650.40	528.00

6

1

				847,177.00	508,306.20
		13,139,657.80	656,982.89	5,189,843.00	259,492.15
		864,200.00	43,210.00	35,901,593.33	1,795,079.67
		3,170,083.12	158,504.16	6,438,197.77	321,909.89
		1,005,637.60	50,281.88	25,858,500.00	1,292,925.00
		23,046,533.57	1,152,326.68	15,771,098.63	788,554.93
				188,853.86	9,442.69
		2,857,960.06	142,898.00		
		9,836,379.20	491,818.96		
		2,688,584.47	134,429.22		
		985,849.06	49,292.45		
		1,795,643.18	89,782.16		
		275,000.00	13,750.00		
				36,708,000.00	1,944,838.00
		23,400,008.35	1,170,000.42	43,338,980.63	2,608,898.06
		5,250,000.00	262,500.00	21,415,370.27	1,070,768.51
				309,541,760.00	13,629,000.00
				342,240,000.00	18,724,000.00

				62,544,400.00	3,754,440.00
		63,212,921.30	3,160,646.07	145,792,921.30	7,289,646.07
		7,838,301.38	391,915.07	75,766,583.33	3,427,500.00
		31,250.00	1,562.50	181,318,565.33	8,600,000.00
				57,726,139.58	2,632,925.00
				46,522,102.26	2,326,105.11
		37,975.00	1,898.75	19,637,975.00	981,898.75
				50,242,690.28	2,234,946.75
				6,666,456.88	
				5,704,000.00	285,200.00
				14,000,000.00	700,000.00
		232,242,450.0	11,612,122.5		
		0	0		
		891,598,000.0	44,579,900.0		
		0	0		
		480,969,900.0	24,048,495.0		
		0	0		
		69,412,500.00	3,470,625.00		
		6,438,750.00	321,937.50		
		366,062,077.7	18,303,103.8		
		8	9		
		16,950,595.20	847,529.76		
		70,907,100.00	3,545,355.00		

2

		74,738.10	78,847.62
		46,928.57	49,575.24
		27,809.53	29,366.67
			2,533,636.00
			9,066,354.15
		31,750,000.00	31,750,000.00

		445,000,000.00	400,000,000.00
		20,833,543.12	2,500,000.00
		130,000,000.00	12,893,900.00
		167,732,664.58	167,732,664.58
		17,035,876.73	1,521,626.73
		75,745,900.00	
		120,117,092.80	
		284,838,693.33	
		348.77	
		12,400,000.00	
		115,042,000.00	
		45,325,000.00	
		273,860.42	
		12,000.00	
		7,600.00	
		4,500.00	

7

8

1



2019 9 3  
800

30,478,647.59

2018 10

26 2019 1 25  
2017 6

2012 11 19

**2**

**3**

**1**

**2**

	318,392,248.50
	0.00

**3**



7

1

5010

	6,216,129,386.23	3,517,015,144.92	3,609,622,517.24	2,318,574,298.84
	265,942,378.13	256,734,469.01	197,280,694.51	194,949,725.54
	92,323,285.45	84,801,322.61	71,151,907.51	66,236,449.55
			9,488,166.04	4,913,524.88
	6,574,395,049.81	3,858,550,936.54	3,887,543,285.30	2,584,673,998.81

2

	59,054,860.50	28,496,750.01	60,972,761.60	28,215,243.01
	29,129,330.30	3,324,937.31	19,252,878.70	
	88,184,190.80	31,821,687.32	80,225,640.30	28,215,243.01

8

1

8

2

2019 7 31 398,386.76

2019 8 19

2019 11 5

2019 12 31

100,145.91

3

100%

2019 12 24

19,801.00

1

1

	101,90 4,238.8 4	100.00 %	5,095,2 11.95	5.00%	96,809, 026.89	139,78 3,961.6 7	100.00 %	6,989,1 98.08	5.00%	132,794, 763.59
	101,90 4,238.8 4	100.00 %	5,095,2 11.95	5.00%	96,809, 026.89	139,78 3,961.6 7	100.00 %	6,989,1 98.08	5.00%	132,794, 763.59
	101,90 4,238.8 4	100.00 %	5,095,2 11.95	5.00%	96,809, 026.89	139,78 3,961.6 7	100.00 %	6,989,1 98.08	5.00%	132,794, 763.59

	101,904,238.84	5,095,211.95	5.00%
	101,904,238.84	5,095,211.95	--

1	1	101,904,238.84

	101,904,238.84
--	----------------

2

	6,989,198.08	-1,893,986.13				5,095,211.95
	6,989,198.08	-1,893,986.13				5,095,211.95

3

4

	29,541,618.55	28.99%	1,477,080.93
	27,411,226.00	26.90%	1,370,561.30
	23,204,164.00	22.77%	1,160,208.20
	7,830,188.68	7.68%	391,509.43
	3,220,000.00	3.16%	161,000.00
	91,207,197.23	89.50%	

5

6



1	1	15,088,032,184.23
1	2	12,064.00
3		116,063.70
3	4	116,063.70
		15,088,160,311.93

## 3

	610,689,57 1.56	144,574,258.2 7		-791,376.00	754,472,453.83
	610,689,57 1.56	144,574,258.2 7		-791,376.00	754,472,453.83

## 4

	791,376.00

## 5

		1,211,050,387.60	1	8.03%
				60,552,519.38

		1,113,741,536.00	1	7.38%	55,687,076.80
		1,088,012,500.00	1	7.21%	54,400,625.00
		1,054,867,022.81	1	6.99%	52,743,351.14
		1,000,327,000.00	1	6.63%	50,016,350.00
	--	5,467,998,446.41	--	36.24%	273,399,922.32

6

7

8

3

	2,448,960,594. 27		2,448,960,594. 27	2,098,760,594. 27		2,098,760,594. 27
	32,364,190.57		32,364,190.57	7,035,525.82		7,035,525.82
	2,481,324,784. 84		2,481,324,784. 84	2,105,796,120. 09		2,105,796,120. 09

1

	( )					( )	

	219,022,581. 90					219,022,581. 90	
	1,950,614.81					1,950,614.81	
	3,937,481.16					3,937,481.16	
	299,415,066. 79					299,415,066. 79	
	870,293,060. 71					870,293,060. 71	
	652,757,714. 03					652,757,714. 03	
	5,000,000.00					5,000,000.00	
	5,180,000.00					5,180,000.00	
	6,200,000.00					6,200,000.00	
	10,000,000.0 0					10,000,000.0 0	
	9,000,000.00					9,000,000.00	
	10,000,000.0 0					10,000,000.0 0	
	1,000,000.00					1,000,000.00	
	4,074.87					4,074.87	

	5,000,000.00					5,000,000.00	
		240,000,000.00				240,000,000.00	
		50,000,000.00				50,000,000.00	
		10,200,000.00				10,200,000.00	
		50,000,000.00				50,000,000.00	
	2,098,760,594.27	350,200,000.00				2,448,960,594.27	

2

	( )									( )	
	7,035,525.82			25,328,664.75						32,364,190.57	
	7,035,525.82			25,328,664.75						32,364,190.57	
	7,035,525.82			25,328,664.75						32,364,190.57	

3

4

	4,631,359.48	4,580,859.48	168,868.39	165,868.39
	114,325,884.22	274,667.00	170,592,200.27	
	118,957,243.70	4,855,526.48	170,761,068.66	165,868.39

5

	442,183,089.80	142,109,524.10
	25,328,664.75	468,704.16
		4,000,000.00
	467,511,754.55	146,578,228.26

6

1

	-46,103.63	
	10,871,711.81	
	105,858,126.84	

	-735,228.47	
	259,622.44	
	7,296,449.15	
	2,740.10	
	27,848,855.46	
	250,099.38	
	95,408,363.40	--

1 —

1 —

2

		/	/
	32.79%	0.5932	0.5932
	31.13%	0.5633	0.5633

3

1

2

3

4

1

2

3

4