



2020

2020 08

)

(

"

"

"

"

| | | |
|-------------|-------|------------|
| 2020 | | 2 |
| | | 5 |
| | | 8 |
| | | 10 |
| | | 22 |
| | | 35 |
| | | 39 |
| | | 40 |
| | | 41 |
| | | 41 |
| | | 42 |
| | | 46 |
| | | 180 |

| | | |
|--|--|-----------------------|
| | | |
| | | |
| | | |
| | | |
| | | |
| | | 2020 1 1 2020 6 30 |
| | | |
| | | JS-08- 2 |
| | | |
| | | 2020 14 GS0403-R21-14 |
| | | 2020 15 C0506-R21-18 |
| | | 2019 -025 |
| | | 2019-21 |
| | | A-02 |
| | | |
| | | 4-19-53-1 |

| | | | |
|--|--|---------------|----------|
| | | | 000517 |
| | | | |
| | | | |
| | | | |
| | | RONGAN PROPER | CO.,L D. |
| | | RONGAN PROPER | |
| | | | |

| | | |
|--|---------------|---------------|
| | | |
| | | |
| | 18F A | 18F A |
| | 0574-87312566 | 0574-87312566 |
| | 0574-87310668 | 0574-87310668 |
| | @000517. | @000517. |

1

2019

2

2019

| | | | |
|---|-------------------|-------------------|------------|
| | | | |
| | 3,249,841,141.35 | 2,061,587,885.05 | 57.64% |
| | 712,488,870.84 | 592,046,126.12 | 20.34% |
| | 791,123,112.16 | 544,944,764.38 | 45.17% |
| | -2,824,502,535.39 | -52,812,081.91 | -5,248.21% |
| / | 0.2238 | 0.1859 | 20.39% |
| / | 0.2238 | 0.1859 | 20.39% |
| | 9.97% | 11.51% | -1.54% |
| | | | |
| | 48,120,166,154.29 | 40,012,668,955.75 | 20.26% |
| | 7,180,910,238.23 | 6,704,926,964.89 | 7.10% |

1

2

| | | |
|--|---------------|--|
| | | |
| | -32,974.79 | |
| | 23,512,020.28 | |

| | | |
|--|-----------------|----|
| | -130,548,501.79 | |
| | -1,496,499.35 | |
| | 3,562,595.76 | |
| | 2,223.61 | |
| | -26,250,284.01 | |
| | -116,610.95 | |
| | -78,634,241.32 | -- |

1 --

1 --

1 --

2020

" "

1

| | |
|--|--------|
| | |
| | 30.74% |
| | |
| | |
| | 84.64% |
| | 33.39% |

2

1

2

3

118

4

2020

85

10

" " "

"

" "

5

2020

2.6% 2020 1 6 66895 5.4% 0.9% 2020 1 6 69404 2.8% 73.83% 2020 1 6 62780 8.4% 1.9% 46350 7965 99.85 7.6%

2020

122.43 77.81

1

11 118.27 146.15 126.59

| | | | | M ² | (M ²) | | % | | |
|---|--------------------------|--|--|----------------|-------------------|--|-------|--------|--------|
| 1 | | | | 58192 | 145480 | | 100% | 148099 | 148099 |
| 2 | JS-08- 2 | | | 48386 | 87095 | | 100% | 161561 | 161561 |
| 3 | 2020 14 GS0403-R21-14 | | | 17849 | 44623 | | 100% | 132552 | 132552 |
| 4 | 2020 15 C0506-R21-18 | | | 24839 | 59614 | | 100% | 179413 | 179413 |
| 5 | 2020-11 | | | 54717 | 109433 | | 100% | 109870 | 109870 |
| 6 | A-02 | | | 41442 | 135104 | | 100% | 109000 | 109000 |
| 7 | B-14 | | | 43726 | 122869 | | 25.9% | 165637 | 42900 |

| | | | | M ² | (M ²) | | % | | |
|----|-------|-------|--|----------------|-------------------|--|------|--------|--------|
| 8 | 04-26 | 04-27 | | 32856 | 85425 | | 100% | 118855 | 118855 |
| 9 | 10-12 | | | 42685 | 123292 | | 100% | 175653 | 175653 |
| 10 | | | | 43737 | 87474 | | 100% | 56800 | 56800 |
| 11 | | | | 75972 | 182333 | | 30% | 104100 | 31230 |

2

240.96

64%

| | | M ² | |
|---|--|----------------|--------|
| 1 | | 89.91 | 37.31% |
| 2 | | 130.05 | 53.97% |
| 3 | | 21.00 | 8.72% |
| | | 240.96 | 100% |

3

95.04

27.82

488.33

| | | | | 100.00% | 2018 3 20 | | 27,980 | 55,960 | - | - | 114,218 | 101,680 |
|--|-----|--|--|---------|--------------|--|--------|---------|---|---|---------|---------|
| | | | | 100.00% | 2018 3 2 | | 33,458 | 110,411 | - | - | 94,545 | 69,135 |
| | () | | | 51.00% | 2018 8 28 | | 57,724 | 86,586 | - | - | 86,573 | 69,773 |
| | () | | | 51.00% | 2018 8 28 | | 38,211 | 57,317 | - | - | 51,143 | 40,492 |

| | | | | | | | | | | | | |
|--|--|--|--|---------|---------------|--|--------|---------|---------|---------|---------|---------|
| | | | | 66.67% | 2018 9 12 | | 54,003 | 69,664 | - | - | 111,875 | 97,906 |
| | | | | 60.00% | 2018 9 30 | | 26,376 | 52,752 | - | - | 99,733 | 85,010 |
| | | | | 100.00% | 2018 12 3 | | 48,586 | 87,455 | - | - | 69,329 | 61,131 |
| | | | | 100.00% | 2019 3 15 | | 35,655 | 78,441 | - | - | 178,799 | 139,991 |
| | | | | 100.00% | 2018 7 27 | | 66,178 | 183,747 | - | - | 109,844 | 88,745 |
| | | | | 100.00% | 2018 9 28 | | 65,998 | 98,997 | - | - | 135,902 | 115,576 |
| | | | | 100.00% | 2019 10 28 | | 24,149 | 55,543 | - | - | 180,309 | 110,183 |
| | | | | 100.00% | 2019 11 7 | | 13,741 | 41,223 | - | - | 113,941 | 73,738 |
| | | | | 100.00% | 2019 9 30 | | 24,691 | 46,913 | - | - | 154,428 | 113,336 |
| | | | | 100.00% | 2019 11 11 | | 29,749 | 59,498 | - | - | 102,837 | 68,735 |
| | | | | 100.00% | 2020 4 21 | | 58,192 | 145,480 | - | - | 229,346 | 156,777 |
| | | | | 100.00% | 2020 6 24 | | 48,386 | 87,095 | - | - | 235,244 | 80,887 |
| | | | | 100.00% | 2018 3 2 | | 5,449 | 11,548 | 11,548 | 11,548 | 15,038 | 14,388 |
| | | | | 100.00% | 2017 3 6 | | 44,297 | 110,739 | 110,739 | 110,739 | 131,915 | 130,999 |
| | | | | 100.00% | 2017 12 24 | | 42,509 | 85,018 | - | - | 180,541 | 166,603 |
| | | | | 49.00% | 2019 10 30 | | 43,923 | 105,415 | - | - | 389,134 | 288,753 |

| | | | | | | | | | | | | |
|--|--|--|--|---------|---------------|--|--------|---------|--------|--------|---------|---------|
| | | | | 100.00% | 2020 6 23 | | 17,849 | 44,623 | - | - | 184,273 | 136,693 |
| | | | | 33.00% | 2019 9 12 | | 33,385 | 93,478 | - | - | 278,966 | 185,560 |
| | | | | 97.99% | 2018 4 4 | | 61,641 | 110,954 | - | - | 109,397 | 94,251 |
| | | | | 100.00% | 2018 8 27 | | 55,191 | 137,977 | - | - | 150,656 | 122,364 |
| | | | | 51.00% | 2018 10 18 | | 39,735 | 71,523 | - | - | 123,143 | 98,210 |
| | | | | 50.00% | 2020 5 11 | | 91,791 | 201,940 | - | - | 309,192 | 151,877 |
| | | | | 50.00% | 2020 5 15 | | 62,345 | 124,691 | | | 196,385 | 104,045 |
| | | | | 50.00% | 2018 8 28 | | 47,248 | 103,944 | - | - | 172,341 | 155,309 |
| | | | | 50.00% | 2018 8 21 | | 36,181 | 72,362 | - | - | 108,256 | 88,382 |
| | | | | 100.00% | 2019 7 4 | | 68,413 | 171,032 | - | - | 285,881 | 191,465 |
| | | | | 100.00% | 2020 6 19 | | 41,442 | 135,104 | - | - | 233,252 | 113,340 |
| | | | | 100.00% | 2020 2 21 | | 41,222 | 103,055 | - | - | 169,300 | 106,987 |
| | | | | 100.00% | 2018 10 27 | | 9,004 | 22,510 | - | - | 33,649 | 27,925 |
| | | | | 100.00% | 2017 11 6 | | 24,736 | 72,305 | 72,305 | 72,305 | 70,334 | 67,707 |
| | | | | 100.00% | 2018 6 28 | | 69,285 | 193,573 | - | - | 172,675 | 134,879 |
| | | | | 100.00% | 2019 1 30 | | 19,222 | 21,144 | - | - | 43,760 | 30,242 |
| | | | | 100.00% | 2019 11 19 | | 40,040 | 80,080 | - | - | 174,310 | 122,024 |

| | | | | | | | | | | | | | | |
|--|--|--|--|---------|------|---|---|--|--------|--------|---|---|--------|--------|
| | | | | | | | | | | | | | | |
| | | | | 100.00% | 2020 | 4 | 9 | | 12,806 | 43,467 | - | - | 66,000 | 31,642 |

4

122.43

77.81

| | | | | | | | | | | | | |
|--|--|--|--|---------|---------|---------|---------|--------|---------|---|---|---|
| | | | | | | | | | | | | |
| | | | | 51.00% | 143,903 | 152,011 | 131,950 | 14,705 | 16,144 | - | - | - |
| | | | | 100.00% | 55,960 | 62,423 | 60,373 | 6,009 | 11,938 | - | - | - |
| | | | | 60.00% | 52,752 | 55,970 | 44,584 | 2,485 | 4,448 | - | - | - |
| | | | | 100.00% | 87,455 | 93,222 | 80,381 | 8,323 | 8,805 | - | - | - |
| | | | | 66.67% | 69,664 | 71,096 | 64,474 | 13,847 | 26,210 | - | - | - |
| | | | | 100.00% | 59,498 | 65,776 | 31,205 | 31,205 | 58,557 | - | - | - |
| | | | | 100.00% | 46,913 | 46,590 | 17,513 | 17,513 | 65,645 | - | - | - |
| | | | | 100.00% | 55,543 | 60,743 | 3,253 | 3,253 | 12,922 | - | - | - |
| | | | | 100.00% | 41,223 | 40,049 | 1,473 | 1,473 | 5,927 | - | - | - |
| | | | | 100.00% | 183,747 | 106,640 | 78,874 | 26,581 | 23,799 | - | - | - |
| | | | | 100.00% | 98,997 | 115,459 | 53,076 | 20,299 | 26,807 | - | - | - |
| | | | | 33.00% | 93,478 | 92,233 | 32,674 | 32,674 | 160,272 | - | - | - |
| | | | | 49.00% | 105,415 | 85,298 | 8,278 | 8,278 | 35,527 | - | - | - |
| | | | | 100.00% | 110,954 | 109,797 | 87,360 | 8,293 | 8,447 | - | - | - |
| | | | | 100.00% | 137,977 | 98,899 | 93,105 | 8,200 | 12,537 | - | - | - |
| | | | | 51.00% | 71,523 | 61,739 | 61,739 | 1,557 | 5,211 | - | - | - |
| | | | | 50.00% | 201,940 | 163,318 | 41,175 | 41,175 | 71,753 | - | - | - |
| | | | | 50.00% | 124,691 | 121,511 | 34,090 | 34,090 | 59,303 | - | - | - |

| | | | | | | | | | | | | |
|--|--|--|--|---------|---------|---------|---------|--------|---------|--------|--------|--------|
| | | | | | | | | | | | | |
| | | | | 50.00% | 147,331 | 136,493 | 41,877 | 40,964 | 76,045 | - | - | - |
| | | | | 100.00% | 171,032 | 161,854 | 161,600 | 78,161 | 171,910 | - | - | - |
| | | | | 50.00% | 103,944 | 102,114 | 43,311 | 7,042 | 11,723 | - | - | - |
| | | | | 100.00% | 103,055 | 136,765 | 37,544 | 37,544 | 64,719 | - | - | - |
| | | | | 100.00% | 22,510 | 23,178 | 8,830 | 1,126 | 1,456 | - | - | - |
| | | | | 100.00% | 72,305 | 92,671 | 69,938 | 2,610 | 957 | 47,891 | 47,891 | 41,005 |
| | | | | 100.00% | 193,573 | 247,683 | 183,654 | 12,400 | 12,994 | - | - | - |
| | | | | 100.00% | 21,144 | 42,873 | 4,845 | 3,014 | 6,513 | - | - | - |

5

| | | | | | | | |
|--|--|--|--|---------|--------|--------|-----|
| | | | | | | | |
| | | | | 100.00% | 37,837 | 34,810 | 92% |
| | | | | 100.00% | 31,606 | 27,813 | 88% |

6

| | | | | | | |
|--|-----------|----------|---------|---------|---------|--------|
| | | | | | | |
| | | | 1 | 1-2 | 2-3 | 3 |
| | 732,884 | 4.35%-8% | 260,225 | 237,979 | 176,180 | 58,500 |
| | 72,266 | 8% | 67,266 | | | 5,000 |
| | 274,245 | 7.8%-11% | 187,319 | 86,926 | | |
| | 1,079,395 | | 514,810 | 324,905 | 176,180 | 63,500 |

7

2017 12

2017

| | | | | | | | |
|--|--|-----|-------|-------|--|--|---|
| | | | | | | | |
| | | 540 | 4.15% | 0.58% | | | - |

" " " "

| | | | | |
|--|-------------------|------------------|------------|--|
| | | | | |
| | 3,249,841,141.35 | 2,061,587,885.05 | 57.64% | |
| | 2,063,579,134.88 | 1,212,268,551.90 | 70.22% | |
| | 74,764,720.36 | 115,723,871.46 | -35.39% | |
| | 89,022,565.35 | 75,771,086.06 | 17.49% | |
| | -36,636,600.42 | 52,426,297.54 | -169.88% | |
| | 216,831,722.24 | 139,147,611.31 | 55.83% | |
| | 19,955,104.45 | 0.00 | | |
| | -2,824,502,535.39 | -52,812,081.91 | -5,248.21% | |
| | 630,352,700.94 | 1,266,877,763.76 | -50.24% | |
| | 1,173,752,654.40 | 2,316,829,321.29 | -49.34% | |
| | -1,020,397,180.05 | 3,530,895,003.14 | -128.90% | |
| | 48,820,443.97 | 26,432,060.49 | 84.70% | |

| | | | | | |
|--|------------------|--------|------------------|--------|------------|
| | | | | | |
| | | | | | |
| | 3,249,841,141.35 | 100% | 2,061,587,885.05 | 100% | 57.64% |
| | | | | | |
| | 2,949,319,245.42 | 90.75% | 1,797,296,628.59 | 87.18% | 64.10% |
| | 231,492,450.17 | 7.12% | 194,870,762.25 | 9.45% | 18.79% |
| | 31,774,828.73 | 0.98% | 33,529,702.91 | 1.63% | -5.23% |
| | 27,264,759.86 | 0.84% | 25,403,029.23 | 1.23% | 7.33% |
| | 9,989,857.17 | 0.31% | 10,487,762.07 | 0.51% | -4.75% |
| | | | | | |
| | 2,949,319,245.42 | 90.75% | 1,797,296,628.59 | 87.18% | 64.10% |
| | 231,492,450.17 | 7.12% | 194,870,762.25 | 9.45% | 18.79% |
| | 31,774,828.73 | 0.98% | 33,529,702.91 | 1.63% | -5.23% |
| | 27,264,759.86 | 0.84% | 25,403,029.23 | 1.23% | 7.33% |
| | 9,989,857.17 | 0.31% | 10,487,762.07 | 0.51% | -4.75% |
| | | | | | |
| | 799,634,498.74 | 24.61% | 2,040,694,632.66 | 98.99% | -60.82% |
| | 2,450,206,642.61 | 75.39% | 20,893,252.39 | 1.01% | 11,627.26% |

10%

| | | | | | | |
|--|------------------|------------------|--------|------------|------------|---------|
| | | | | | | |
| | | | | | | |
| | 2,949,319,245.42 | 1,804,972,122.35 | 38.80% | 64.10% | 82.48% | -6.16% |
| | | | | | | |
| | 2,949,319,245.42 | 1,804,972,122.35 | 38.80% | 64.10% | 82.48% | -6.16% |
| | | | | | | |
| | 799,634,498.74 | 554,423,193.04 | 30.67% | -60.82% | -53.91% | -10.39% |
| | 2,450,206,642.61 | 1,509,155,941.84 | 38.41% | 11,627.26% | 15,956.13% | -16.61% |

1

30%

| | | | | |
|--|-----------------|---------|--|--|
| | | | | |
| | -130,548,501.79 | -13.64% | | |

1

| | | | | | | |
|--|-------------------|--------|-------------------|--------|--------|--|
| | | | | | | |
| | | | | | | |
| | 6,202,456,113.60 | 12.89% | 5,353,792,065.01 | 15.48% | -2.59% | |
| | 79,087,260.07 | 0.16% | 60,318,775.93 | 0.17% | -0.01% | |
| | 33,093,752,832.14 | 68.77% | 23,165,646,264.00 | 66.96% | 1.81% | |
| | 405,148,513.22 | 0.84% | 435,908,417.35 | 1.26% | -0.42% | |
| | 1,656,701,909.04 | 3.44% | 482,970,548.30 | 1.40% | 2.04% | |
| | 24,751,440.23 | 0.05% | 21,855,608.52 | 0.06% | -0.01% | |
| | 2,031,615,635.79 | 4.22% | 769,800,000.00 | 2.23% | 1.99% | |
| | 5,603,226,025.45 | 11.64% | 5,735,260,000.00 | 16.58% | -4.94% | |

2

| | | | | | | | | |
|--|--------------------|---------------------|--|--|--|-----------|--|--------------------|
| | | | | | | | | |
| | | | | | | | | |
| | 535,782,06 5.70 | -130,548,50 1.79 | | | | 37,000.00 | | 405,196,5 63.91 |
| | 535,782,06 5.70 | -130,548,50 1.79 | | | | 37,000.00 | | 405,196,5 63.91 |

| | | | | | | | | |
|--|------|--|--|--|--|--|--|------|
| | 0.00 | | | | | | | 0.00 |
|--|------|--|--|--|--|--|--|------|

3

| | 290,601,884.46 | |
|--|-------------------|-----|
| | 90,000,000.00 | |
| | 200,601,884.46 | |
| | 23,407,046,102.66 | 9 4 |
| | 405,148,513.22 | |
| | 14,082,713.78 | |

1

| 303,539,300.00 | 19,019,086.40 | 1495.97% |
|----------------|---------------|----------|

2

3

4

| | | | | | | | | |
|--|--|--|--|--|--|--|--|--|
| | | | | | | | | |
|--|--|--|--|--|--|--|--|--|

| | | | | | | | | |
|--|--------------------|---------------------|------|------|-----------|----------|--------------------|----|
| | 339,349, 398.85 | -130,548,50 1.79 | 0.00 | 0.00 | 37,000.00 | 2,223.61 | 405,196,5 63.91 | |
| | 339,349, 398.85 | -130,548,50 1.79 | 0.00 | 0.00 | 37,000.00 | 2,223.61 | 405,196,5 63.91 | -- |

5

1

2

1

2


10%

| | | | | | | | | |
|--|--|--|--------------------|----------------------|--------------------|----------------------|--------------------|--------------------|
| | | | | | | | | |
| | | | 450,000,00 0.00 | 1,559,339, 891.92 | 806,566,78 6.86 | 1,751,011, 823.84 | 547,143, 177.85 | 410,276,593. 35 |

2020 1-9

1

1



| | | | | | | |
|--|--|--|---|---------------|--|--|
| | | | 2 | 03 | | |
| | | | | 2007 09 03 | | |
| | | | | 2007 11 15 | | |
| | | | | | | |
| | | | | | | |
| | | | | | | |

2017 12

2017

1

1

| | 640.00 | 5.00% | | |
|--|--------|-------|--------|--|
| | 115.00 | 0.43% | -16.23 | |

1**2****3****4**

5

1

1

2

3

2

1

| | 2020 03 13 | 15,000 | 2020 04 26 | 9,000 | | | | |
|--|---------------|--------|---------------|-------|--|--|--|--|

| | | | | | | | | |
|----|---------------|---------|---------------|---------|--|--|--|---------|
| | | | | | | | | |
| | 2018 09 27 | 10,500 | 2018 10 26 | 3,750 | | | | |
| | 2019 06 21 | 20,000 | 2019 10 15 | 5,400 | | | | |
| | 2020 03 13 | 80,000 | 2020 05 22 | 40,000 | | | | |
| | 2019 12 16 | 9,900 | 2019 12 17 | 3,828 | | | | |
| | 2019 09 24 | 150,000 | 2019 12 19 | 140,000 | | | | |
| | 2019 06 21 | 60,000 | 2019 11 25 | 33,750 | | | | |
| A1 | | | 95,000 | A2 | | | | 49,000 |
| A3 | | | 345,400 | A4 | | | | 235,728 |
| | | | | | | | | |
| | 2020 03 25 | 20,000 | 2020 03 23 | 20,000 | | | | |
| | 2020 04 03 | 3,000 | 2020 04 01 | 3,000 | | | | |
| | 2019 02 23 | 7,600 | 2019 11 28 | 7,600 | | | | |
| | 2020 06 05 | 8,000 | 2020 06 05 | 8,000 | | | | |

| | | | | | | | | |
|--|---------------|---------|---------------|--------|--|--|--|--|
| | 2018 03 01 | 10,000 | 2019 01 21 | 10,000 | | | | |
| | 2018 06 15 | 50,000 | 2018 06 13 | 25,960 | | | | |
| | 2018 08 23 | 5,000 | 2018 08 22 | | | | | |
| | 2018 08 29 | 60,000 | 2018 11 15 | 14,000 | | | | |
| | 2018 08 29 | 60,000 | 2019 05 31 | 62,499 | | | | |
| | 2019 04 20 | 5,000 | 2019 05 31 | | | | | |
| | 2018 02 09 | 60,000 | 2019 01 28 | 19,000 | | | | |
| | 2018 11 17 | 45,000 | 2019 02 12 | 21,890 | | | | |
| | 2018 11 17 | 20,000 | 2019 01 31 | 7,500 | | | | |
| | 2019 02 23 | 70,000 | 2019 04 12 | 49,000 | | | | |
| | 2019 08 16 | 160,000 | 2019 09 06 | 69,300 | | | | |
| | 2019 11 15 | 50,000 | 2019 12 09 | 36,300 | | | | |
| | 2019 04 20 | 50,000 | 2019 08 19 | 15,000 | | | | |
| | 2019 | 150,000 | 2019 08 | 96,000 | | | | |

| | | | | | | | | |
|--|---------------|--------|---------------|-----------|--|--|--|---------|
| | 04 20 | | 23 | | | | | |
| | 2019 11 15 | 60,000 | 2019 11 15 | 50,000 | | | | |
| | 2020 06 05 | 61,400 | 2020 06 03 | 59,400 | | | | |
| | 2020 05 28 | 26,000 | 2020 05 21 | 25,945 | | | | |
| | 2020 04 24 | 60,000 | 2020 04 23 | 60,000 | | | | |
| | 2020 06 09 | 80,000 | 2020 06 05 | 45,000 | | | | |
| | 2020 06 09 | 65,000 | 2020 06 09 | 65,000 | | | | |
| | 2020 06 18 | 25,000 | 2020 06 15 | 24,990 | | | | |
| | 2020 06 24 | 53,000 | 2020 06 24 | 53,000 | | | | |
| | 2019 10 29 | 80,000 | 2020 02 24 | 59,500 | | | | |
| | 2018 08 29 | 35,000 | 2018 10 27 | 15,168 | | | | |
| | 2020 06 05 | 35,000 | 2020 05 28 | 27,250 | | | | |
| | B1 | | 436,400 | B2 | | | | 451,085 |
| | B3 | | 1,414,000 | B4 | | | | 950,302 |
| | | | | | | | | |

| | | | | | | | | |
|----------|---------------|-----------|---------------|------------|--|--|-----------|--|
| | | | | | | | | |
| | 2018 02 09 | 90,000 | 2019 01 25 | 5,400 | | | | |
| C1 | | 0 | | C2 | | | 0 | |
| C3 | | 90,000 | | C4 | | | 5,400 | |
| | | | | | | | | |
| A1+B1+C1 | | 531,400 | | A2+B2+C2 | | | 500,085 | |
| A3+B3+C3 | | 1,849,400 | | A4+B4+C4 | | | 1,191,430 | |
| A4+B4+C4 | | | | 165.92% | | | | |
| | | | | | | | | |
| D | | | | 0.00 | | | | |
| E 70% | | | | 1,182,430 | | | | |
| F 50% | | | | 832,384.49 | | | | |
| D+E+F | | | | 1,191,430 | | | | |
| | | | | | | | | |
| | | | | | | | | |

2

3

| | | | | |
|--|--|-----------|----------|---|
| | | | | |
| | | 72,792.45 | 2,792.45 | 0 |

| | | | |
|--|-----------|----------|---|
| | 72,792.45 | 2,792.45 | 0 |
|--|-----------|----------|---|

4

1

2

| 1 | 2020-001 | 2020/1/4 | B107 | C74 | B071 | 64 |
|---|------------------|-----------|------|-----|------|----|
| 2 | 2020-002 | | | | | |
| 3 | 2020-003 | | | | | |
| 4 | 2020-004 | | | | | |
| 5 | 2020-005 2020 | | | | | |
| 6 | 2020-006 | | | | | |
| 7 | 2020-007 | 2020/1/18 | B005 | C31 | B030 | 62 |

| | | | | | | | |
|----|----------|------|-----------|------|------|------|-----|
| 8 | 2020-008 | 2020 | 2020/1/21 | B148 | C4 | B079 | 55 |
| 9 | 2020-009 | | | | | | |
| 10 | 2020-010 | 2019 | 2020/1/22 | B029 | D83 | B007 | 192 |
| 11 | 2020-011 | | 2020/3/14 | B005 | C58 | B038 | 15 |
| 12 | 2020-012 | | | | | | |
| 13 | 2020-013 | | | | | | |
| 14 | 2020-014 | 2020 | | | | | |
| 15 | 2020-015 | | 2020/3/26 | B020 | C53 | B029 | 47 |
| 16 | 2020-016 | 2020 | 2020/3/31 | B076 | C138 | B028 | 123 |
| 17 | 2020-017 | | 2020/4/10 | B149 | C108 | B022 | 111 |
| 18 | 2020-018 | 2019 | 2020/4/15 | B164 | C182 | B074 | 249 |
| 19 | 2020-019 | 2020 | | | | | |
| 20 | 2020-020 | | 2020/4/25 | B012 | C58 | B015 | 54 |
| 21 | 2020-021 | | 2020/4/29 | B544 | C571 | B279 | 424 |
| 22 | 2020-022 | 2019 | | | | | |
| 23 | 2020-023 | 2019 | | | | | |
| 24 | 2020-024 | 2020 | | | | | |
| 25 | 2020-025 | | | | | | |
| 26 | 2020-026 | 2019 | | | | | |

| | | | | | | |
|----|------------------|-----------|------|------|------|-----|
| 27 | 2020-027 | | | | | |
| 28 | 2020-028 2019 | | | | | |
| 29 | 2020-029 | 2020/5/21 | B084 | C85 | B053 | 66 |
| 30 | 2020-030 2019 | | | | | |
| 31 | 2020-031 | 2020/5/28 | B020 | C66 | B039 | 77 |
| 32 | 2020-032 | 2020/5/30 | B001 | C84 | B118 | 115 |
| 33 | 2020-033 2019 | | | | | |
| 34 | 2020-034 | 2020/6/6 | B108 | C87 | B059 | 12 |
| 35 | 2020-035 | 2020/6/10 | B025 | C64 | B043 | 59 |
| 36 | 2020-036 | 2020/6/19 | B009 | C102 | B040 | 29 |
| 37 | 2020-037 | | | | | |
| 38 | 2020-038 | | | | | |
| 39 | 2020-039 | | | | | |
| 40 | 2020-040 | | | | | |
| 41 | 2020-041 | | | | | |
| 42 | 2020-042 2020 | | | | | |
| 43 | 2020-043 | 2020/6/29 | B025 | C81 | B023 | 103 |

1

| | 710,677,669 | 22.32% | 0 | 0 | 0 | 0 | 0 | 710,677,669 | 22.32% |
|---|---------------|---------|---|---|---|---|---|---------------|---------|
| 1 | 0 | 0.00% | 0 | 0 | 0 | 0 | 0 | 0 | 0.00% |
| 2 | 0 | 0.00% | 0 | 0 | 0 | 0 | 0 | 0 | 0.00% |
| 3 | 710,677,669 | 22.32% | 0 | 0 | 0 | 0 | 0 | 710,677,669 | 22.32% |
| | 1,655,208 | 0.05% | 0 | 0 | 0 | 0 | 0 | 1,655,208 | 0.05% |
| | 709,022,461 | 22.27% | 0 | 0 | 0 | 0 | 0 | 709,022,461 | 22.27% |
| 4 | 0 | 0.00% | 0 | 0 | 0 | 0 | 0 | 0 | 0.00% |
| | 0 | 0.00% | 0 | 0 | 0 | 0 | 0 | 0 | 0.00% |
| | 0 | 0.00% | 0 | 0 | 0 | 0 | 0 | 0 | 0.00% |
| | 2,473,244,816 | 77.68% | 0 | 0 | 0 | 0 | 0 | 2,473,244,816 | 77.68% |
| 1 | 2,473,244,816 | 77.68% | 0 | 0 | 0 | 0 | 0 | 2,473,244,816 | 77.68% |
| 2 | 0 | 0.00% | 0 | 0 | 0 | 0 | 0 | 0 | 0.00% |
| 3 | 0 | 0.00% | 0 | 0 | 0 | 0 | 0 | 0 | 0.00% |
| 4 | 0 | 0.00% | 0 | 0 | 0 | 0 | 0 | 0 | 0.00% |
| | 3,183,922,485 | 100.00% | 0 | 0 | 0 | 0 | 0 | 3,183,922,485 | 100.00% |

2

| | | | | | | | |
|----|--|--------|---------------|------------|-------------|---------------|---------------|
| | | 45,432 | | 8 | | 0 | |
| 5% | | | | 10 | | | |
| | | | | | | | |
| | | 47.93% | 1,525,939,995 | 0 | 0 | 1,525,939,995 | 1,163,150,000 |
| | | 29.68% | 945,000,000 | 0 | 708,750,000 | 236,250,000 | 48,750,000 |
| | | 5.14% | 163,657,953 | 0 | 0 | 163,657,953 | |
| | | 0.55% | 17,600,000 | 17,600,000 | 0 | 17,600,000 | |
| | | 0.38% | 11,972,35 | 3671472 | 0 | 11,972,35 | |



10

10

10

10

2019

2019

| 2015 | 15 | 112262 | 2015 08 07 | 2020 08 07 | 67,266 | 8.00% | |
|------|-------|--------|---------------|---------------|--------|-------|--|
| 2020 | 20 01 | 149027 | 2020 1 13 | 2025 1 13 | 5,000 | 8.00% | |
| | | | | | | | |
| | | | | | | | |
| | | | | | | | |
| | | | | | | | |

| | | | 8 | | | | 023-63786433 |
|--|--|--|---------|--|--|--|--------------|
| | | | 1 23 | | | | 021-38175667 |

| | |
|--|----|
| | |
| | 80 |
| | |

| | |
|--|------|
| | |
| | 0.00 |
| | |

| | | | | |
|---|------|---|----|------|
| | | 0 | | |
| 1 | 2015 | 7 | 23 | 2015 |
| | | | | AA |
| | | | | 2015 |
| 2 | 2016 | 4 | 27 | 2016 |
| | | | | AA |
| | | | | 2015 |
| 3 | 2017 | 6 | 20 | 2017 |
| | | | | AA x |
| | | | | 2015 |
| 4 | 2018 | 5 | 24 | 2018 |
| | | | | AA |
| | | | | 2015 |
| 5 | 2019 | 6 | 11 | 2019 |
| | | | | AA |
| | | | | 2015 |

| | | | |
|--------|---------|---------|--------|
| | | | |
| | 128.97% | 130.80% | -1.83% |
| | 84.86% | 83.13% | 1.73% |
| | 34.36% | 38.78% | -4.42% |
| | | | |
| EBI DA | 3.55 | 2.88 | 23.26% |
| | 100.00% | 100.00% | 0.00% |
| | 100.00% | 100.00% | 0.00% |

30%

301,270
732,884

191,606

2020 6 30

970,770

2020 6 30

20%

2020

2020 7 6

2020

2020-051

1

2020 06 30

| | 2020 6 30 | 2019 12 31 |
|--|-------------------|-------------------|
| | | |
| | 6,202,456,113.60 | 6,997,153,293.65 |
| | | |
| | | |
| | | |
| | | |
| | 79,087,260.07 | 76,167,151.21 |
| | | |
| | 24,878,963.94 | 161,927,164.22 |
| | | |
| | | |
| | 3,771,103,071.11 | 3,828,613,287.81 |
| | | |
| | | |
| | 33,093,752,832.14 | 24,810,568,887.89 |

| | | |
|--|-------------------|-------------------|
| | 135,422,893.79 | |
| | | |
| | | |
| | 1,807,541,849.62 | 1,441,774,380.31 |
| | 45,114,242,984.27 | 37,316,204,165.09 |
| | | |
| | | |
| | | |
| | | |
| | 1,656,701,909.04 | 1,267,128,375.01 |
| | | |
| | 405,196,563.91 | 535,782,065.70 |
| | 405,148,513.22 | 418,341,012.93 |
| | 24,751,440.23 | 24,171,645.95 |
| | | |
| | | |
| | | |
| | | |
| | 5,251,950.33 | 6,066,590.24 |
| | | |
| | 7,856,648.51 | 7,856,648.51 |
| | | |
| | 501,016,144.78 | 437,118,452.32 |
| | | |
| | 3,005,923,170.02 | 2,696,464,790.66 |
| | 48,120,166,154.29 | 40,012,668,955.75 |
| | | |
| | 2,031,615,635.79 | 1,835,206,397.93 |
| | | |
| | | |
| | | |
| | 90,320,000.00 | 9,755,000.00 |

| | | |
|--|-------------------|-------------------|
| | 2,100,509,603.06 | 2,312,651,537.91 |
| | | 18,733,745,396.86 |
| | 20,644,322,386.98 | |
| | | |
| | | |
| | | |
| | 29,691,712.82 | 73,055,415.16 |
| | 483,866,140.49 | 577,483,312.71 |
| | 4,568,693,267.77 | 2,453,678,522.43 |
| | | |
| | 2,273,144.55 | 2,107,623.75 |
| | | |
| | | |
| | 3,178,739,907.78 | 2,532,716,617.22 |
| | 1,852,976,474.77 | |
| | 34,980,735,129.46 | 28,528,292,200.22 |
| | | |
| | | |
| | 5,603,226,025.45 | 4,550,714,217.78 |
| | 49,769,965.04 | |
| | | |
| | | |
| | 16,056,505.00 | 16,056,505.00 |
| | | |
| | 103,030,098.95 | 91,838,452.37 |
| | | |
| | 80,434,107.59 | 76,865,058.55 |
| | | |
| | 5,852,516,702.03 | 4,735,474,233.70 |
| | 40,833,251,831.49 | 33,263,766,433.92 |
| | | |

| | | |
|--|-------------------|-------------------|
| | 3,183,922,485.00 | 3,183,922,485.00 |
| | | |
| | | |
| | -1,706,457,476.82 | -1,706,437,939.31 |
| | | |
| | | |
| | 134,960,104.69 | 134,960,104.69 |
| | | |
| | 5,568,485,125.36 | 5,092,482,314.51 |
| | 7,180,910,238.23 | 6,704,926,964.89 |
| | 106,004,084.57 | 43,975,556.94 |
| | 7,286,914,322.80 | 6,748,902,521.83 |
| | 48,120,166,154.29 | 40,012,668,955.75 |

2

| | 2020 6 30 | 2019 12 31 |
|--|-------------------|-------------------|
| | | |
| | 437,218,483.65 | 1,546,579,045.10 |
| | | |
| | | |
| | 8,710,869.58 | 96,809,026.89 |
| | | |
| | 44,676.06 | 272,707.37 |
| | 19,373,883,233.66 | 14,333,687,858.10 |
| | | |
| | | |
| | | |
| | | |

| | | |
|--|-------------------|-------------------|
| | | |
| | | |
| | 19,819,857,262.95 | 15,977,348,637.46 |
| | | |
| | | |
| | | |
| | 2,558,008,090.97 | 2,481,324,784.84 |
| | | |
| | 6,635,560.05 | 6,635,560.05 |
| | 860,259.02 | 1,033,987.58 |
| | 3,551,124.67 | 4,089,466.06 |
| | | |
| | | |
| | | |
| | 5,247,231.19 | 6,056,208.18 |
| | | |
| | | |
| | 9,250,170.04 | 9,575,842.82 |
| | | |
| | 2,583,552,435.94 | 2,508,715,849.53 |
| | 22,403,409,698.89 | 18,486,064,486.99 |
| | | |
| | | |
| | | |
| | | |
| | 5,442,382.16 | 6,039,982.16 |
| | 227,472.61 | 220,553.90 |
| | | |
| | 2,648,565.15 | 5,933,719.25 |
| | 47,726,709.26 | 68,834,717.10 |

| | | |
|--|-------------------|-------------------|
| | 16,289,305,528.21 | 13,049,538,256.75 |
| | | |
| | 2,273,144.55 | 2,107,623.75 |
| | | |
| | 720,999,907.78 | 692,806,617.22 |
| | | |
| | 17,066,350,565.17 | 13,823,373,846.38 |
| | | |
| | | |
| | 49,769,965.04 | |
| | | |
| | | |
| | | |
| | | |
| | | |
| | | |
| | | |
| | | |
| | | |
| | 49,769,965.04 | |
| | 17,116,120,530.21 | 13,823,373,846.38 |
| | | |
| | 3,183,922,485.00 | 3,183,922,485.00 |
| | | |
| | | |
| | | |
| | 726,690,568.79 | 726,690,568.79 |
| | | |
| | | |
| | | |
| | 173,074,681.36 | 173,074,681.36 |
| | 1,203,601,433.53 | 579,002,905.46 |
| | 5,287,289,168.68 | 4,662,690,640.61 |
| | 22,403,409,698.89 | 18,486,064,486.99 |

3

| | 2020 | 2019 |
|------|------------------|------------------|
| | 3,249,841,141.35 | 2,061,587,885.05 |
| | 3,249,841,141.35 | 2,061,587,885.05 |
| | | |
| | | |
| | | |
| | 2,259,505,368.59 | 1,482,621,867.45 |
| | 2,063,579,134.88 | 1,212,268,551.90 |
| | | |
| | | |
| | | |
| | | |
| | | |
| | | |
| | 48,820,443.97 | 26,432,060.49 |
| | 74,764,720.36 | 115,723,871.46 |
| | 89,022,565.35 | 75,771,086.06 |
| | 19,955,104.45 | |
| | -36,636,600.42 | 52,426,297.54 |
| | 48,500,085.08 | 94,260,255.57 |
| | 88,940,607.98 | 61,586,719.56 |
| | 23,512,020.28 | 2,591,786.17 |
| " " | 78,407,406.82 | -45,643,336.03 |
| | 74,842,587.45 | -47,319,520.07 |
| | | |
| " -" | | |
| | | |

| | | |
|-----------|-----------------|----------------|
| " " | | |
| " " | -130,548,501.79 | 54,731,242.81 |
| " -" | -2,835,795.74 | 84,404,105.70 |
| " -" | | |
| " -" | | |
| " " | 958,870,902.33 | 675,049,816.25 |
| | 1,909,026.81 | 6,604,738.16 |
| | 3,438,500.95 | 2,876,810.69 |
| " " | 957,341,428.19 | 678,777,743.72 |
| | 216,831,722.24 | 139,147,611.31 |
| " " | 740,509,705.95 | 539,630,132.41 |
| | | |
| 1. " " | 740,509,705.95 | 539,630,132.41 |
| 2. " " | | |
| | | |
| 1. | 712,488,870.84 | 592,046,126.12 |
| 2. | 28,020,835.11 | -52,415,993.71 |
| | | |
| | | |
| | | |
| 1. | | |
| 2. | | |
| 3. | | |
| 4. | | |

| | | |
|----|----------------|----------------|
| 5. | | |
| | | |
| 1. | | |
| 2. | | |
| 3. | | |
| 4. | | |
| 5. | | |
| 6. | | |
| 7. | | |
| | | |
| | 740,509,705.95 | 539,630,132.41 |
| | 712,488,870.84 | 592,046,126.12 |
| | 28,020,835.11 | -52,415,993.71 |
| | | |
| | 0.2238 | 0.1859 |
| | 0.2238 | 0.1859 |
| | 0.00 | 0.00 |

4


| | 2020 | 2019 |
|--|---------------|---------------|
| | 10,338,268.67 | 12,556,390.69 |
| | 173,728.56 | 957,451.18 |
| | 617,851.01 | 917,878.65 |
| | | |

| | | |
|------|------------------|----------------|
| | | |
| | -20,216,676.17 | -16,282,437.55 |
| | 31,960,845.63 | 28,092,596.20 |
| | 52,187,322.35 | 44,380,047.66 |
| | 173,289.00 | 55,347.63 |
| " " | 1,201,967,455.97 | 442,206,742.28 |
| | 1,183,306.13 | 23,652.48 |
| " -" | | |
| " " | | |
| " " | | |
| " -" | -260,986,108.95 | -33,226,627.92 |
| " -" | | |
| " -" | | |
| " " | 946,413,540.44 | 418,749,415.82 |
| | 6,000.00 | |
| | 1,805,816.00 | 5,768.81 |
| " " | 944,613,724.44 | 418,743,647.01 |
| | 1,622,947.87 | 6,979,634.81 |
| " " | 942,990,776.57 | 411,764,012.20 |
| " " | 942,990,776.57 | 411,764,012.20 |
| " " | | |
| | | |
| | | |

| | | |
|----|----------------|----------------|
| 1. | | |
| 2. | | |
| 3. | | |
| 4. | | |
| 5. | | |
| | | |
| 1. | | |
| 2. | | |
| 3. | | |
| 4. | | |
| 5. | | |
| 6. | | |
| 7. | | |
| | 942,990,776.57 | 411,764,012.20 |
| | | |
| | | |
| | | |

5

| | 2020 | 2019 |
|--|------------------|------------------|
| | | |
| | 7,274,044,735.15 | 6,587,049,585.55 |
| | | |
| | | |



17,274,129,331.94

19,460,372,620.25

24,548,174,067.09

26,047,422,205.80

| | | |
|--|-------------------|------------------|
| | 485.00 | |
| | | |
| | | |
| | 3,631,820,184.85 | 1,854,188,865.46 |
| | 2,874,581.88 | 2,483,186.56 |
| | 2,998,592,902.03 | 553,471,688.66 |
| | | |
| | | 31,356,226.48 |
| | | |
| | 3,001,467,483.91 | 587,311,101.70 |
| | 630,352,700.94 | 1,266,877,763.76 |
| | | |
| | 26,500,000.00 | |
| | 26,500,000.00 | |
| | 4,646,240,000.00 | 4,427,400,000.00 |
| | 1,240,045,558.68 | 5,880,000.00 |
| | 5,912,785,558.68 | 4,433,280,000.00 |
| | 2,741,060,000.00 | 1,188,110,000.00 |
| | 616,743,202.94 | 212,817,478.71 |
| | | |
| | 1,381,229,701.34 | 715,523,200.00 |
| | 4,739,032,904.28 | 2,116,450,678.71 |
| | 1,173,752,654.40 | 2,316,829,321.29 |
| | | |
| | -1,020,397,180.05 | 3,530,895,003.14 |

| | | |
|--|------------------|------------------|
| | 6,932,251,409.19 | 1,728,807,061.87 |
| | 5,911,854,229.14 | 5,259,702,065.01 |

6

| | | |
|--|-------------------|----------------|
| | | |
| | | |
| | 231,761,946.91 | 1,650,753.39 |
| | 1,059,915,158.39 | 552,532,336.41 |
| | | |
| | | |
| | 47,590,000.00 | |
| | | |
| | 47,590,000.00 | |
| | | |
| | 319,950,732.82 | |
| | | |
| | 319,950,732.82 | |
| | -272,360,732.82 | |
| | | |
| | -1,109,360,561.45 | 361,696,351.25 |
| | 1,546,579,045.10 | 339,853,439.30 |
| | 437,218,483.65 | 701,549,790.55 |

7


| | | | | | | | | | | | | | | | |
|--|------|--|--|--|------|--|--|--|------|--|------|--|------|------|------|
| | 2020 | | | | | | | | | | | | | | |
| | | | | | | | | | | | | | | | |
| | | | | | | | | | | | | | | | |
| | | | | | | | | | | | | | | | |
| | | | | | | | | | | | | | | | |
| | | | | | | | | | | | | | | | |
| | 3,1 | | | | -1,7 | | | | 134, | | 5,09 | | 6,70 | 43,9 | 6,74 |

| | | | | | | | |
|--|-----|------|------|------|------|------|------|
| | 83, | 06,4 | 960, | 2,48 | 4,92 | 75,5 | 8,90 |
| | 922 | 37,9 | 104. | 2,31 | 6,96 | 56.9 | 2,52 |
| | ,48 | 39.3 | 69 | 4.51 | 4.89 | 4 | 1.83 |
| | 5.0 | 1 | | | | | |
| | 0 | | | | | | |

| | | | | | |
|---|---|------------|-----------------|-----------------|-----------------|
| 3 | | | | | |
| 4 | | -19,537.51 | | -19,537.51 | -971,700.43 |
| 1 | | | -318,392.248.50 | -318,392.248.50 | -318,392.248.50 |
| 2 | | | | | |
| 3 | | | -318,392.248.50 | -318,392.248.50 | -318,392.248.50 |
| 4 | ■ | | | | |
| 1 | ■ | | | | |
| 2 | | | | | |
| 3 | | | | | |
| 4 | | | | | |
| 5 | | | | | |
| 6 | | | | | |

| | | | | | | | | | | | | | | | |
|---|--------------------------------------|--|--|--|-----------------------------------|--|--|--|----------------------------|--|------------------------------|--|------------------------------|----------------------------|------------------------------|
| 1 | | | | | | | | | | | | | | | |
| 2 | | | | | | | | | | | | | | | |
| | | | | | | | | | | | | | | | |
| | 3,1 83, 922 ,48 5.0 0 | | | | -1,7 06,4 57,4 76.8 2 | | | | 134, 960, 104. 69 | | 5,56 8,48 5,12 5.36 | | 7,18 0,91 0,23 8.23 | 106, 004, 084. 57 | 7,28 6,91 4,32 2.80 |

| | 2019 | | | | | | | | | | | | | | | |
|--|--------------------------------------|--|--|--|-----------------------------------|--|--|--|---------------------------|--|------------------------------|--|------------------------------|-----------------------|------------------------------|--|
| | | | | | | | | | | | | | | | | |
| | | | | | | | | | | | | | | | | |
| | | | | | | | | | | | | | | | | |
| | | | | | | | | | | | | | | | | |
| | 3,1 83, 922 ,48 5.0 0 | | | | -1,7 05,9 13,4 55.8 5 | | | | 95,4 66,0 78.3 1 | | 3,17 5,21 6,75 1.35 | | 4,74 8,69 1,85 8.81 | 19,90 8,544 .94 | 4,768 ,600, 403.7 5 | |
| | | | | | | | | | | | 99,6 75,5 71.2 0 | | 99,6 75,5 71.2 0 | | 99,67 5,571 .20 | |
| | | | | | | | | | | | | | | | | |
| | | | | | | | | | | | | | | | | |
| | | | | | | | | | | | | | | | | |
| | 3,1 83, 922 ,48 5.0 0 | | | | -1,7 05,9 13,4 55.8 5 | | | | 95,4 66,0 78.3 1 | | 3,27 4,89 2,32 2.55 | | 4,84 8,36 7,43 0.01 | 19,90 8,544 .94 | 4,868 ,275, 974.9 5 | |




| | | | |
|------|------|-------|-------|
| 592, | 592, | | |
| 046, | 046, | 107,5 | 699,6 |
| 126. | 126. | 84,00 | 30,13 |
| 12 | 12 | 6.29 | 2.41 |
| 592, | 592, | | |
| 046, | 046, | -52,4 | |
| 126. | 126. | | |
| 12 | 12 | | |

| | | | | | | | | | | | | | | | |
|---|-----|--|--|--|------|--|--|--|------|------|------|-------|-------|--|--|
| 3 | | | | | | | | | | | | | | | |
| 4 | | | | | | | | | | | | | | | |
| 5 | | | | | | | | | | | | | | | |
| 6 | | | | | | | | | | | | | | | |
| | | | | | | | | | | | | | | | |
| 1 | | | | | | | | | | | | | | | |
| 2 | | | | | | | | | | | | | | | |
| | | | | | | | | | | | | | | | |
| | 3,1 | | | | -1,7 | | | | 95,4 | 3,86 | 5,44 | 127,4 | 5,567 | | |
| | 83, | | | | 05,9 | | | | 66,0 | 6,93 | 0,41 | 92,55 | ,906, | | |
| | 922 | | | | 13,4 | | | | 78.3 | 8,44 | 3,55 | 1.23 | 107.3 | | |
| | ,48 | | | | 55.8 | | | | 1 | 8.67 | 6.13 | | 6 | | |
| | 5.0 | | | | 5 | | | | | | | | | | |
| | 0 | | | | | | | | | | | | | | |

8

| | 2020 | | | | | | | | | | | | | | |
|--|-------|--|--|--|--------|--|--|--|--|--------|------|--|--|----------|--|
| | | | | | | | | | | | | | | | |
| | | | | | | | | | | | | | | | |
| | 3,183 | | | | 726,69 | | | | | 173,07 | 579, | | | | |
| | ,922, | | | | 0,568. | | | | | 4,681. | 002, | | | 4,662,69 | |
| | 485.0 | | | | 79 | | | | | 36 | 905. | | | 0,640.61 | |
| | 0 | | | | | | | | | | 46 | | | | |
| | | | | | | | | | | | | | | | |
| | | | | | | | | | | | | | | | |
| | | | | | | | | | | | | | | | |

| | |
|--|-------|
| | 3,183 |
| | ,922, |
| | 485. |



| | | | | | | | | | | | | |
|-----|----------------------|--|--|--|---------------|--|--|--|---------------|--------------------|--|--------------------|
| | 3,92 2,48 5.00 | | | | 90,56 8.79 | | | | 80,65 4.98 | 0,068.4 8 | | 3,777.25 |
| " " | | | | | | | | | | 411,764 ,012.20 | | 411,764,0 12.20 |
| | | | | | | | | | | 411,764 ,012.20 | | 411,764,0 12.20 |
| | | | | | | | | | | | | |
| 1 | | | | | | | | | | | | |
| 2 | | | | | | | | | | | | |
| 3 | | | | | | | | | | | | |
| 4 | | | | | | | | | | | | |
| | | | | | | | | | | | | |
| 1 | | | | | | | | | | | | |
| 2 | | | | | | | | | | | | |
| 3 | | | | | | | | | | | | |
| | | | | | | | | | | | | |
| 1 | | | | | | | | | | | | |
| 2 | | | | | | | | | | | | |
| 3 | | | | | | | | | | | | |

| | | | | | | | | | | | | |
|---|------|--|--|--|-------|--|--|--|-------|---------|--|----------|
| 4 | | | | | | | | | | | | |
| 5 | | | | | | | | | | | | |
| 6 | | | | | | | | | | | | |
| | | | | | | | | | | | | |
| 1 | | | | | | | | | | | | |
| 2 | | | | | | | | | | | | |
| | | | | | | | | | | | | |
| | 3,18 | | | | 726,6 | | | | 133,5 | 635,38 | | 4,679,57 |
| | 3,92 | | | | 90,56 | | | | 80,65 | 4,080.6 | | 7,789.45 |
| | 2,48 | | | | 8.79 | | | | 4.98 | 8 | | |
| | 5.00 | | | | | | | | | | | |

(" " " ")

1989

5 19

1989 24

2008

2008 1341

828,000,000

1,061,307,495

2009 4 14

/ :913302001440685655

700

18F A

19F 20F

2020 8 25

2020 6 30

" 12 " " 24 " " 39 "

1

2

1 1 12 31

3

12

4

5

1

2

6

1

4

2

3

7

8 —

8 —

8

9

10

(1

" "

2

1

2

3

4

1

2

5

6

7
1

12

12

11

12

30

12

12

| | | |
|---|--|----|
| | | |
| | | |
| / | | 12 |
| | | |
| | | |

| | % |
|-----|------|
| 1 1 | 5% |
| 1 2 | 10% |
| 2 3 | 30% |
| 3 4 | 60% |
| 4 5 | 80% |
| 5 | 100% |

13

14

" 12 "

15

1

2

3

-

4

5

6

7

16

()

" 12 "

17

1

()

2

3

18

19

20

21

22

1

2

A

/

B

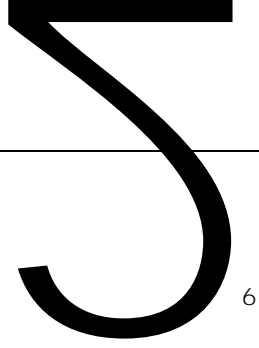
22 ---

A

B

22 ---

3



4

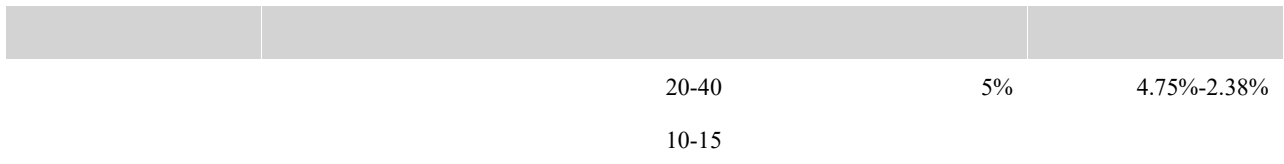
è ,

22 —

24

1

2



27

28

29

30

1

1

2

2

A

B

C

D

E

31

32

33

34

35

36

1

2

è

3

4

40

1

2

1

2

41

/

1
2

42

1

2

43

18° "

44

1

| | | |
|-----------------------------|-----------|----------|
| | | |
| 2017 7 5 14 — 2017 22 | 2020 4 27 | 2020-025 |

— 2017 22 5 14 — () 14 —
2019 2020

:

| | | 2020 | | |
|--|-------------------|-------------------|--------------------|---|
| | 24,810,568,887.89 | 24,668,185,510.64 | -142,383,377.25 | 1 |
| | | 142,383,377.25 | 142,383,377.25 | 1 |
| | 1,441,774,380.31 | 1,562,287,772.24 | 120,513,391.93 | 2 |
| | 18,733,745,396.86 | - | -18,733,745,396.86 | 3 |
| | - | 17,198,265,199.77 | 17,198,265,199.77 | 3 |
| | - | 1,535,480,197.09 | 1,535,480,197.09 | 3 |
| | 76,865,058.55 | 106,993,406.53 | 30,128,347.98 | 2 |
| | 5,092,482,314.51 | 5,174,388,503.02 | 81,906,188.51 | 2 |
| | 43,975,556.94 | 52,454,412.38 | 8,478,855.44 | 2 |

1

2

()

2020

3

0 2 2

01

| | | | |
|--|-------------------|-------------------|-----------------|
| | | | |
| | 6,997,153,293.65 | 6,997,153,293.65 | |
| | | | |
| | | | |
| | | | |
| | | | |
| | | | |
| | 76,167,151.21 | 76,167,151.21 | |
| | | | |
| | 161,927,164.22 | 161,927,164.22 | |
| | | | |
| | | | |
| | | | |
| | 3,828,613,287.81 | 3,828,613,287.81 | |
| | | | |
| | | | |
| | | | |
| | 24,810,568,887.89 | 24,668,185,510.64 | -142,383,377.25 |
| | | 142,383,377.25 | 142,383,377.25 |
| | | | |
| | | | |
| | 1,441,774,380.31 | 1,562,287,772.24 | 120,513,391.93 |
| | 37,316,204,165.09 | 37,436,717,557.02 | 120,513,391.93 |
| | | | |
| | | | |
| | | | |
| | | | |
| | 1,267,128,375.01 | 1,267,128,375.01 | |
| | | | |
| | 535,782,065.70 | 535,782,065.70 | |
| | 418,341,012.93 | 418,341,012.93 | |
| | 24,171,645.95 | 24,171,645.95 | |

| | | | |
|--|-------------------|-------------------|--------------------|
| | | | |
| | | | |
| | | | |
| | | | |
| | 6,066,590.24 | 6,066,590.24 | |
| | | | |
| | 7,856,648.51 | 7,856,648.51 | |
| | | | |
| | 437,118,452.32 | 437,118,452.32 | |
| | | | |
| | 2,696,464,790.66 | 2,696,464,790.66 | |
| | 40,012,668,955.75 | 40,133,182,347.68 | 120,513,391.93 |
| | | | |
| | 1,835,206,397.93 | 1,835,206,397.93 | |
| | | | |
| | | | |
| | | | |
| | 9,755,000.00 | 9,755,000.00 | |
| | 2,312,651,537.91 | 2,312,651,537.91 | |
| | 18,733,745,396.86 | | -18,733,745,396.86 |
| | | 17,198,265,199.77 | 17,198,265,199.77 |
| | | | |
| | | | |
| | | | |
| | 73,055,415.16 | 73,055,415.16 | |
| | 577,483,312.71 | 577,483,312.71 | |
| | 2,453,678,522.43 | 2,453,678,522.43 | |
| | | | |
| | 2,107,623.75 | 2,107,623.75 | |
| | | | |
| | | | |
| | | | |

| | | | |
|--|-------------------|-------------------|------------------|
| | 2,532,716,617.22 | 2,532,716,617.22 | |
| | | 1,535,480,197.09 | 1,535,480,197.09 |
| | 28,528,292,200.22 | 28,528,292,200.22 | 0.00 |
| | | | |
| | | | |
| | 4,550,714,217.78 | 4,550,714,217.78 | |
| | | | |
| | | | |
| | | | |
| | 16,056,505.00 | 16,056,505.00 | |
| | | | |
| | 91,838,452.37 | 91,838,452.37 | |
| | | | |
| | 76,865,058.55 | 106,993,406.53 | 30,128,347.98 |
| | | | |
| | 4,735,474,233.70 | 4,765,602,581.68 | 30,128,347.98 |
| | 33,263,766,433.92 | 33,293,894,781.90 | 30,128,347.98 |
| | | | |
| | 3,183,922,485.00 | 3,183,922,485.00 | |
| | | | |
| | | | |
| | | | |
| | -1,706,437,939.31 | -1,706,437,939.31 | |
| | | | |
| | | | |
| | | | |
| | 134,960,104.69 | 134,960,104.69 | |
| | | | |
| | 5,092,482,314.51 | 5,174,388,503.02 | 81,906,188.51 |
| | 6,704,926,964.89 | 6,786,833,153.40 | 81,906,188.51 |
| | 43,975,556.94 | 52,454,412.38 | 8,478,855.44 |
| | 6,748,902,521.83 | 6,839,287,565.78 | 90,385,043.95 |

| | | | |
|--|-------------------|-------------------|----------------|
| | 40,012,668,955.75 | 40,133,182,347.68 | 120,513,391.93 |
|--|-------------------|-------------------|----------------|

| | 2019 12 31 | 2020 01 01 | |
|--|-------------------|-------------------|--|
| | | | |
| | 1,546,579,045.10 | 1,546,579,045.10 | |
| | | | |
| | | | |
| | 96,809,026.89 | 96,809,026.89 | |
| | | | |
| | 272,707.37 | 272,707.37 | |
| | 14,333,687,858.10 | 14,333,687,858.10 | |
| | | | |
| | | | |
| | | | |
| | | | |
| | | | |
| | 15,977,348,637.46 | 15,977,348,637.46 | |
| | | | |
| | | | |
| | | | |
| | 2,481,324,784.84 | 2,481,324,784.84 | |
| | | | |
| | 6,635,560.05 | 6,635,560.05 | |
| | 1,033,987.58 | 1,033,987.58 | |
| | 4,089,466.06 | 4,089,466.06 | |
| | | | |
| | | | |
| | | | |

| | | | |
|--|-------------------|-------------------|-------------|
| | | | |
| | 6,056,208.18 | 6,056,208.18 | |
| | | | |
| | | | |
| | 9,575,842.82 | 9,575,842.82 | |
| | | | |
| | 2,508,715,849.53 | 2,508,715,849.53 | |
| | 18,486,064,486.99 | 18,486,064,486.99 | |
| | | | |
| | | | |
| | | | |
| | 6,039,982.16 | 6,039,982.16 | |
| | 220,553.90 | | -220,553.90 |
| | | 210,051.33 | 210,051.33 |
| | 5,933,719.25 | 5,933,719.25 | |
| | 68,834,717.10 | 68,834,717.10 | |
| | 13,049,538,256.75 | 13,049,538,256.75 | |
| | | | |
| | 2,107,623.75 | 2,107,623.75 | |
| | | | |
| | 692,806,617.22 | 692,806,617.22 | |
| | | 10,502.57 | 10,502.57 |
| | 13,823,373,846.38 | 13,823,373,846.38 | |
| | | | |
| | | | |
| | | | |
| | | | |
| | | | |
| | | | |
| | | | |

| | | | |
|--|-------------------|-------------------|--|
| | | | |
| | | | |
| | | | |
| | | | |
| | | | |
| | | | |
| | 13,823,373,846.38 | 13,823,373,846.38 | |
| | | | |
| | 3,183,922,485.00 | 3,183,922,485.00 | |
| | | | |
| | | | |
| | | | |
| | 726,690,568.79 | 726,690,568.79 | |
| | | | |
| | | | |
| | 173,074,681.36 | 173,074,681.36 | |
| | 579,002,905.46 | 579,002,905.46 | |
| | 4,662,690,640.61 | 4,662,690,640.61 | |
| | 18,486,064,486.99 | 18,486,064,486.99 | |

4 2020

45

1

| | | |
|--|--|-----------|
| | | |
| | | 10% 9% 5% |
| | | 7% 5% |
| | | 25% |

| | | |
|--|--|-----------|
| | | 10% 9% 3% |
| | | 5% |
| | | 6% |
| | | 16% 13% |
| | | 3% |
| | | 2% |
| | | |

1. 5% 3%

50. 00%

30. 00%

50. 00%

100. 00%

40. 00%

100. 00%

200. 00%

50. 00%

200. 00%

60. 00%

20. 00%

2

3

1

| | | |
|--|------------------|------------------|
| | | |
| | 519.75 | 121,525.48 |
| | 5,911,853,709.39 | 6,932,129,883.71 |
| | 290,601,884.46 | 64,901,884.46 |
| | 6,202,456,113.60 | 6,997,153,293.65 |

2

3

4

5

1

| | 88,418, 149.71 | 100.00 % | 9,330,8 89.64 | 10.55 % | 79,087, 260.07 | 83,446, 438.94 | 100.00 % | 7,279,2 87.73 | 8.72% | 76,167,1 51.21 |
|--|-------------------|-------------|------------------|------------|-------------------|-------------------|-------------|------------------|-------|-------------------|
| | | | | | | | | | | |
| | 88,418, 149.71 | 100.00 % | 9,330,8 89.64 | 10.55 % | 79,087, 260.07 | 83,446, 438.94 | 100.00 % | 7,279,2 87.73 | 8.72% | 76,167,1 51.21 |
| | 88,418, 149.71 | 100.00 % | 9,330,8 89.64 | 10.55 % | 79,087, 260.07 | 83,446, 438.94 | 100.00 % | 7,279,2 87.73 | 8.72% | 76,167,1 51.21 |

| | 88,418,149.71 | 9,330,889.64 | 10.55% |
|--|---------------|--------------|--------|
| | 88,418,149.71 | 9,330,889.64 | -- |

| 1 | 1 | 61,747,163.70 |
|---|---|---------------|
| 1 | 2 | 16,413,825.49 |
| 2 | 3 | 5,189,843.00 |

6

7

1

| 1 | 10,709,947.35 | 43.05% | 147,758,147.63 | 91.25% |
|-----|---------------|--------|----------------|--------|
| 1 2 | 2,419,016.59 | 9.72% | 2,419,016.59 | 1.49% |
| 2 3 | 11,750,000.00 | 47.23% | 11,750,000.00 | 7.26% |
| 3 | 0.00 | | | |
| | 24,878,963.94 | -- | 161,927,164.22 | -- |

1

2

| | | 14,137,016.59 | 1-3 | 56.82% | |
|--|--|---------------|-----|--------|--|
| | | 3,819,688.90 | 1 | 15.35% | |
| | | 2,000,000.00 | 1 | 8.04% | |
| | | 970,000.00 | 1 | 3.90% | |
| | | 838,000.00 | 1 | 3.37% | |
| | | 21,764,705.49 | -- | 87.48% | |

8

| | 3,771,103,071.11 | 3,828,613,287.81 |
|--|------------------|------------------|
| | 3,771,103,071.11 | 3,828,613,287.81 |

1

2

3

1

| | | |
|--|------------------|------------------|
| | | |
| | 1,954,009,182.59 | 2,234,351,829.01 |
| | 317,226.70 | 188,609.70 |
| | 1,720,350,988.75 | 1,545,416,161.11 |
| | 3,019,355.62 | 13,098,610.18 |
| | 7,612,364.81 | 7,156,118.12 |
| | 294,028,250.47 | 235,921,458.47 |
| | 21,637,474.60 | 21,568,079.82 |
| | 4,000,974,843.54 | 4,057,700,866.41 |

2

| | | | | |
|-----------|----------------|-----|-----|----------------|
| | | | | |
| | 12 | () | () | |
| 2020 1 1 | 229,087,578.60 | | | 229,087,578.60 |
| 2020 1 1 | --- | --- | --- | --- |
| | 784,193.83 | | | 784,193.83 |
| 2020 6 30 | 229,871,772.43 | | | 229,871,772.43 |

| | |
|--|--|
| | |
|--|--|

| | | |
|---|---|------------------|
| 1 | 1 | 3,903,520,782.88 |
| 1 | 2 | 48,299,915.72 |
| 2 | 3 | 25,545,780.78 |
| 3 | | 23,608,364.16 |
| 3 | 4 | 3,421,100.96 |
| 4 | 5 | 282,943.48 |
| 5 | | 19,904,319.72 |
| | | 4,000,974,843.54 |

3

4

5

| | | | | | |
|--|----|------------------|----|--------|----------------|
| | | | | | |
| | | 1,062,655,209.80 | 1 | 26.56% | 53,132,760.49 |
| | | 663,267,449.95 | 1 | 16.58% | 33,163,372.50 |
| | | 584,172,344.54 | 1 | 14.60% | 29,208,617.23 |
| | | 464,300,000.00 | 1 | 11.60% | 23,215,000.00 |
| | | 239,015,196.65 | 1 | 5.97% | 11,950,759.83 |
| | -- | 3,013,410,200.94 | -- | 75.31% | 150,670,510.05 |

6

7

8

9

1

3 ---



| | | | | | | | | | | | |
|--|------------------|------------------|--------------------------|--------------------------|------------------------|--|------------------------|--------------------------|-------------------|-------------------|---|
| | | 25 | 0 | 1 | 1 | | | | | | |
| | 2018 06 28 | 2020 09 30 | 1,726,7 50,000. 00 | 1,086,0 60,613. 12 | | | 115,209 ,917.81 | 1,201,2 70,530. 93 | 61,499, 327.52 | 40,891, 400.83 | ; |
| | 2018 07 27 | 2020 11 15 | 1,098,4 40,000. 00 | 776,29 3,175.3 0 | | | 50,752, 641.67 | 827,04 5,816.9 7 | 36,652, 283.07 | 11,137, 938.75 | ; |
| | 2018 03 02 | 2020 09 30 | 945,45 0,000.0 0 | 572,44 5,032.8 0 | | | 66,135, 641.68 | 638,58 0,674.4 8 | | | ; |
| | 2018 03 02 | 2019 11 22 | 150,38 0,000.0 0 | 116,931 ,799.70 | 126,93 5,143.5 3 | | 10,003, 343.83 | | | | |
| | 2018 12 03 | 2020 12 15 | 693,29 0,000.0 0 | 490,47 6,937.9 8 | | | 25,473, 468.70 | 515,95 0,406.6 8 | 17,769, 120.47 | 4,748,0 14.19 | ; |
| | 2018 04 04 | 2020 09 01 | 1,093,9 70,000. 00 | 833,79 1,819.2 2 | | | 20,308, 164.14 | 854,09 9,983.3 6 | 40,978, 874.93 | | ; |
| | 2017 12 24 | 2020 10 15 | 1,805,4 10,000. 00 | 1,468,7 61,138. 48 | | | 90,369, 991.79 | 1,559,1 31,130. 27 | 8,312,1 69.51 | | ; |
| | 2019 01 30 | 2020 10 30 | 437,60 0,000.0 0 | 271,26 0,223.4 5 | | | 12,141, 686.62 | 283,40 1,910.0 7 | 5,567,8 04.13 | 1,529,1 33.97 | ; |
| | 2018 05 18 | 2020 11 05 | 215,72 0,000.0 0 | 68,738, 462.25 | | | 9,033,2 00.20 | 77,771, 662.45 | | | |
| | 2018 08 28 | 2020 09 30 | 511,430 ,000.00 | 358,09 8,913.2 8 | | | 19,126, 508.78 | 377,22 5,422.0 6 | 20,130, 390.12 | 55,033. 57 | ; |
| | 2018 08 28 | 2020 09 30 | 865,73 0,000.0 0 | 626,01 4,119.7 4 | | | 32,832, 471.33 | 658,84 6,591.0 7 | 12,531, 007.79 | 241,55 4.65 | ; |
| | 2018 08 27 | 2020 11 30 | 1,506,5 60,000. 00 | 1,021,4 50,474. 64 | | | 126,20 9,427.8 9 | 1,147,6 59,902. 53 | 27,857, 193.01 | 5,703,4 20.63 | ; |
| | 2018 09 12 | 2021 01 30 | 1,118,7 50,000. 00 | 832,14 9,496.9 5 | | | 31,628, 226.38 | 863,77 7,723.3 3 | 23,095, 274.19 | 2,293,3 03.02 | ; |

| | | | | | | | | | | | |
|--|------------------|------------------|--------------------------|--------------------------|--|--|------------------------|--------------------------|-------------------|-------------------|---|
| | 2018 09 28 | 2020 12 10 | 1,359,0 20,000. 00 | 1,026,9 03,412. 64 | | | 71,278, 253.95 | 1,098,1 81,666. 59 | 48,115, 920.75 | 24,032, 295.34 | ; |
| | 2018 08 28 | 2021 01 30 | 1,723,4 10,000. 00 | 1,298,6 46,650. 47 | | | 54,603, 892.62 | 1,353,2 50,543. 09 | 64,954, 990.45 | 14,192, 402.23 | ; |
| | 2018 09 30 | 2020 12 15 | 997,33 0,000.0 0 | 682,15 9,933.4 6 | | | 80,271, 643.29 | 762,43 1,576.7 5 | 18,261, 742.20 | 6,528,4 00.67 | ; |
| | 2018 10 18 | 2020 12 30 | 1,231,4 30,000. 00 | 943,16 4,711.7 2 | | | 2,229,8 72.91 | 945,39 4,584.6 3 | 14,247, 998.97 | | ; |
| | 2018 10 27 | 2021 04 19 | 336,49 0,000.0 0 | 242,84 5,458.6 7 | | | 21,974, 018.20 | 264,81 9,476.8 7 | 8,953,9 65.94 | 3,378,5 68.29 | ; |
| | 2018 08 21 | 2021 07 18 | 1,082,5 60,000. 00 | 804,16 6,762.4 9 | | | 22,228, 330.78 | 826,39 5,093.2 7 | 26,151, 941.88 | 329,35 2.48 | ; |
| | 2019 03 15 | 2021 06 28 | 1,787,9 90,000. 00 | 1,278,7 70,159. 17 | | | 42,586, 670.71 | 1,321,3 56,829. 88 | 36,327, 400.42 | 14,768, 110.64 | ; |
| | 2019 09 30 | 2021 10 30 | 1,544,2 80,000. 00 | 1,019,5 57,269. 18 | | | 103,71 0,990.2 1 | 1,123,2 68,259. 39 | 7,550,4 72.82 | 7,550,4 72.82 | ; |
| | 2019 11 07 | 2022 06 21 | 1,139,4 10,000. 00 | 611,347 ,494.36 | | | 92,306, 426.54 | 703,65 3,920.9 0 | 27,231, 459.31 | 26,541, 020.96 | ; |
| | 2019 10 28 | 2022 03 01 | 1,803,0 90,000. 00 | 1,005,3 61,328. 83 | | | 85,912, 986.90 | 1,091,2 74,315. 73 | 4,796,0 63.38 | 4,796,0 63.38 | ; |
| | 2019 11 11 | 2021 10 06 | 1,028,3 70,000. 00 | 590,67 9,739.5 4 | | | 87,292, 163.04 | 677,97 1,902.5 8 | 8,312,7 37.53 | 7,962,0 51.42 | ; |
| | 2019 07 04 | 2022 03 30 | 2,858,8 10,000. 00 | 1,671,6 32,908. 64 | | | 149,14 4,604.2 9 | 1,820,7 77,512. 93 | 57,851, 697.12 | 37,606, 276.21 | ; |
| | 2019 11 19 | 2022 03 01 | 1,743,1 00,000. 00 | 1,140,8 25,954. 91 | | | 67,308, 592.89 | 1,208,1 34,547. 80 | 74,700. 81 | 74,700. 81 | ; |
| | 2020 | 2022 | 660,00 | 275,27 | | | 31,682, | 306,95 | 1,936,6 | 1,936,6 | |

| | | | | | | | | |
|-------|----------|---------|---------|----------|---------|---------|---------|---|
| | 04 | 0,000.0 | 5,732.4 | 943.81 | 8,676.2 | 26.32 | 26.32 | ; |
| | 01 | 0 | 8 | | 9 | | | |
| | 2020-22 | 1,693,0 | 439,16 | 619,38 | 1,058,5 | | | |
| | 02-06 | 00,000. | 3,427.0 | 8,426.5 | 51,853. | 1,534,4 | 1,534,4 | ; |
| | 21-05 | 00 | 0 | 6 | 56 | 99.95 | 99.95 | |
| | 2020-23 | 103,00 | | | | | | |
| | 10-04 | 0,000.0 | 12,898, | 34,140. | 12,932, | | | |
| | 15-15 | 0 | 265.67 | 56 | 406.23 | | | |
| | 2020-22 | 2,332,5 | | 1,130,2 | 1,130,2 | | | |
| | 06-10 | 20,000. | | 49,381. | 49,381. | | | |
| | 19-31 | 00 | | 29 | 29 | | | |
| | 2020-22 | 1,842,7 | | 1,366,9 | 1,366,9 | | | |
| 04 | 06-08-11 | 30,800. | | 03,443. | 03,443. | | | |
| | 23 | 00 | | 81 | 81 | | | |
| | 2020-22 | 2,293,4 | | 1,564,2 | 1,564,2 | | | |
| | 04-07 | 60,000. | | 60,605. | 60,605. | 12,781, | 12,781, | |
| | 21-01 | 00 | | 84 | 84 | 419.45 | 419.45 | |
| | 2020-22 | 1,963,8 | | 1,035,82 | 1,035,1 | | | |
| | 05-06 | 52,100. | | 47,706. | 47,706. | 1,891,6 | 1,891,6 | ; |
| | 15-30 | 00 | | 76 | 76 | 17.79 | 17.79 | |
| | 2020-22 | 2,352,4 | | 808,82 | 808,82 | | | |
| | 06-09 | 40,000. | | 7,911.8 | 7,911.8 | 565,22 | 565,22 | |
| | 24-20 | 00 | | 3 | 3 | 6.67 | 6.67 | |
| 04-26 | 2020-23 | 1,965,3 | | | | | | |
| 04-27 | 10-05 | 30,000. | | | | | | |
| | 20-30 | 00 | | | | | | |

" "

| | | | | | | | |
|--|---------------|--------------------|----------------------|--------------------|----------------|---------------|--|
| | 11 01 | 69 | | 3 | | | |
| | 2018 06 15 | 1,333,836.9 1 | | 123,556.13 | 1,210,280.78 | | |
| | 2016 12 23 | 10,276,500. 46 | | 2,456,071.26 | 7,820,429.20 | | |
| | 2018 10 23 | 37,905,589. 55 | | | 37,905,589.55 | | |
| | 2019 11 22 | | 126,935,143. 53 | 125,326,990. 22 | 1,608,153.31 | | |
| | 2016 12 29 | 5,846,749.9 6 | 754,292.26 | | 6,601,042.22 | | |
| | 2018 09 10 | 14,597,314. 07 | | 1,051,473.77 | 13,545,840.30 | | |
| | 2013 12 09 | 1,321,649.2 1 | | | 1,321,649.21 | | |
| | 2015 12 21 | 4,188,941.4 2 | | 1,262,285.36 | 2,926,656.06 | | |
| | 2019 08 19 | | 1,134,531.29 9.56 | 939,921,015. 45 | 194,610,284.11 | 15,935,706.66 | |
| | 2019 11 01 | 301,518,987 .89 | | 237,487,253. 66 | 64,031,734.23 | 10,995,442.27 | |
| | 2019 10 01 | 97,546,642. 33 | 1,137,807.73 | 69,888,604.9 8 | 28,795,845.08 | 2,981,986.51 | |
| | 2019 12 25 | | 602,591,059. 51 | 355,926,522. 60 | 246,664,536.91 | 13,403,661.61 | |
| | 2019 08 01 | 16,345,292. 73 | | 12,436,145.1 5 | 3,909,147.58 | 356,872.05 | |

| | | | | | | | |
|---|---------------|--------------------|----------------------|----------------------|----------------|---------------|--|
| | | | | | | | |
| - | 2015 12 01 | 4,523,998.9 2 | | 2,095,642.37 | 2,428,356.55 | | |
| | -- | 550,177,269 .37 | 1,865,949,60 2.59 | 1,788,490,50 8.11 | 627,636,363.85 | 45,313,892.51 | |

2

| | | | | | | | |
|--|--|---------------|--|--|--|---------------|----|
| | | | | | | | |
| | | | | | | | |
| | | 36,570,222.47 | | | | 36,570,222.47 | |
| | | 361,274.41 | | | | 361,274.41 | |
| | | 36,931,496.88 | | | | 36,931,496.88 | -- |

| | | | | | | | |
|--|--|---------------|--|--|--|---------------|----|
| | | | | | | | |
| | | | | | | | |
| | | 11,403,571.64 | | | | 11,403,571.64 | |
| | | 25,166,650.83 | | | | 25,166,650.83 | |
| | | 361,274.41 | | | | 361,274.41 | |
| | | 36,931,496.88 | | | | 36,931,496.88 | -- |

3

| | | | |
|--|---------------|--------|---------------|
| | | | |
| | 14,768,110.64 | 5.23% | 36,327,400.42 |
| | 4,748,014.19 | 4.75% | 17,769,120.47 |
| | 26,541,020.96 | 11.00% | 27,231,459.31 |
| | 5,641,581.10 | 4.75% | 37,681,624.85 |
| | 40,891,400.83 | 6.88% | 61,499,327.52 |
| | - | 11.00% | 40,978,874.93 |

| | | | |
|--|----------------|--------|----------------|
| | - | 5.23% | 8,312,169.51 |
| | 1,529,133.97 | 7.00% | 5,567,804.13 |
| | 11,137,938.75 | 8.50% | 36,652,283.07 |
| | 55,033.57 | 8.00% | 20,130,390.12 |
| | 241,554.65 | 5.23% | 12,531,007.79 |
| | 5,703,420.63 | 5.94% | 27,857,193.01 |
| | 2,293,303.02 | 4.62% | 23,095,274.19 |
| | 24,032,295.34 | 7.64% | 48,115,920.75 |
| | 14,192,402.23 | 7.25% | 64,954,990.45 |
| | 6,528,400.67 | 5.46% | 18,261,742.20 |
| | - | 6.50% | 14,247,998.97 |
| | 3,378,568.29 | 6.51% | 8,953,965.94 |
| | 329,352.48 | 8.00% | 26,151,941.88 |
| | 37,606,276.21 | 5.23% | 57,851,697.12 |
| | 74,700.81 | 10.50% | 74,700.81 |
| | 4,796,063.38 | 4.75% | 4,796,063.38 |
| | 1,936,626.32 | 7.80% | 1,936,626.32 |
| | 7,962,051.42 | 4.99% | 8,312,737.53 |
| | 7,550,472.82 | 4.99% | 7,550,472.82 |
| | 1,534,499.95 | 4.79% | 1,534,499.95 |
| | 12,781,419.45 | 11.00% | 12,781,419.45 |
| | 1,891,617.79 | 5.00% | 1,891,617.79 |
| | 954,860.96 | 11.00% | 954,860.96 |
| | 565,226.67 | 11.00% | 565,226.67 |
| | 239,665,347.10 | -- | 634,570,412.31 |

4

| | | | |
|--|------------------|------------------|--|
| | | | |
| | 1,140,825,954.91 | 1,208,134,547.80 | |

| | | |
|--|------------------|------------------|
| | 1,086,060,613.12 | 1,201,270,530.93 |
| | 1,021,450,474.64 | 1,147,6. |

2020 6 30

11

12

13

| | | |
|--|------------------|------------------|
| | | |
| | 1,634,792,651.66 | 1,430,139,380.31 |
| | 27,924,500.00 | 11,635,000.00 |
| | 144,824,697.96 | 120,513,391.93 |
| | 1,807,541,849.62 | 1,562,287,772.24 |

14

15

16

17

| | | | | | | | | | | |
|--|---|--|--|--|--|--|--|--|---|--|
| | | | | | | | | | | |
| | (| | | | | | | | (| |

| |) | | | | | | | | |) | |
|---|------------------------|---------|--|-------------------|--|--|--|--|--|------------------------|--|
| | 26,091, 726.29 | | | 7,190,8 71.47 | | | | | | 33,282, 597.76 | |
| | 281,38 1,064.9 5 | | | 18,632, 068.07 | | | | | | 300,01 3,133.0 2 | |
| | 32,364, 190.57 | | | 1,183,3 06.13 | | | | | | 33,547, 496.70 | |
| | 12,090, 934.08 | | | 58,723, 061.67 | | | | | | 70,813, 995.75 | |
| | 29,674, 421.82 | | | -6,166, 050.30 | | | | | | 23,508, 371.52 | |
| | | | | | | | | | | | |
| | | | | | | | | | | | |
| 1 | | | | | | | | | | | |
| | | | | 28,595, 358.23 | | | | | | 28,595, 358.23 | |
| | | 41,989, | | -655,12 | | | | | | 41,334, | |

300.00

3

| | | | | | | | | | | | |
|---|----------------|----------------|--|----------------|--|--|--|--|--|----------------|--|
| | 10.08 | | | 057.86 | | | | | | 52.22 | |
| | 7,160,902.17 | | | -2,870,142.96 | | | | | | 4,290,759.21 | |
| | 329,001,055.70 | | | -5,988,659.52 | | | | | | 323,012,396.18 | |
| | 2,105,083.29 | 46,550,000.00 | | -26,254,065.84 | | | | | | 22,401,017.45 | |
| 3 | | | | | | | | | | | |
| | 150,612,419.86 | | | -5,448,749.62 | | | | | | 145,163,670.24 | |
| | | 15,000,000.00 | | -180,853.77 | | | | | | 14,819,146.23 | |
| | | 200,000,000.00 | | -242,965.24 | | | | | | 199,757,034.76 | |
| 4 | | | | | | | | | | | |

| | | | | | | | | | | | |
|--|------------------|----------------|--|---------------|--|--|--|--|--|------------------|--|
| | 1,267,128,375.01 | 303,539,300.00 | | 86,034,234.03 | | | | | | 1,656,701,909.04 | |
| | 1,267,128,375.01 | 303,539,300.00 | | 86,034,234.03 | | | | | | 1,656,701,909.04 | |

| | | | |
|---|-------|-------|-----------|
| 1 | 248 | 24.8% | 2020 6 30 |
| 2 | 500 | 15% | 2020 6 30 |
| 3 | 50 | 50% | 2020 6 30 |
| 4 | 25900 | 50% | 2020 6 30 |

18

19

| | | |
|--|----------------|----------------|
| | | |
| | 405,196,563.91 | 535,782,065.70 |
| | 405,196,563.91 | 535,782,065.70 |

| | | | |
|---|---|----------------|--------|
| | | | |
| G | L | 6,635,560.05 | 2.78% |
| | 1 | 368,338,003.86 | 40.00% |
| | 2 | 10,000,000.00 | 14.81% |
| | 3 | 10,000,000.00 | 7.42% |
| | 3 | 10,000,000.00 | 1.42% |
| | 4 | 223,000.00 | |
| | | 405,196,563.91 | |

| | | |
|---|----------|--------|
| 1 | | 40% |
| 2 | | - |
| | 1,000.00 | 14.81% |
| 3 | | |

| | | | | |
|----|----------------|--|--|----------------|
| 2. | | | | |
| 1 | | | | |
| 3 | | | | |
| 1 | | | | |
| 2 | | | | |
| 4. | | | | |
| | | | | |
| 1. | 405,148,513.22 | | | 405,148,513.22 |
| | 418,341,012.93 | | | 418,341,012.93 |

2

3

21

| | | | |
|--|--|---------|---------------|
| | | | |
| | | ,440.23 | 24,171,645.95 |
| | | ,440.23 | 24,171,645.95 |

1

| | | | | |
|----|---------------|----------|--|--|
| | | | | |
| 1. | 22,328,344.09 | 2,475,72 | | |

| | | | | | |
|----|---------------|--------------|--------------|---------------|---------------|
| | | | | | |
| 3. | | | | 343,045.75 | 343,045.75 |
| 1 | | | | 343,045.75 | 343,045.75 |
| | | | | | |
| 4. | 22,328,344.09 | 4,524,398.48 | 5,700,156.63 | 14,991,584.09 | 47,544,483.29 |
| | | | | | |
| 1. | 7,737,072.18 | 2,328,624.88 | 1,484,510.34 | 9,291,093.81 | 20,841,301.21 |
| 2. | 508,558.13 | 87,644.64 | 456,482.24 | 1,208,642.80 | 2,261,327.81 |
| 1 | 508,558.13 | 87,644.64 | 456,482.24 | 1,208,642.80 | 2,261,327.81 |
| 3. | | | | 309,585.96 | 309,585.96 |
| 1 | | | | 309,585.96 | 309,585.96 |
| 4. | 8,245,630.31 | 2,416,269.52 | 1,940,992.58 | 10,190,150.65 | 22,793,043.06 |
| | | | | | |
| 1. | | | | | |
| 2. | | | | | |
| 1 | | | | | |
| 3. | | | | | |
| 1 | | | | | |
| 4. | | | | | |
| | | | | | |
| 1. | 14,082,713.78 | 2,108,128.96 | 3,759,164.05 | 4,801,433.44 | 24,751,440.23 |
| 2. | 14,591,271.91 | 147,101.02 | 4,215,646.29 | 5,217,626.73 | 24,171,645.95 |

2

3

4

5

6

22

23

24

25

26

1

| 1. | | | | 10,882,351.30 | 10,882,351.30 |
|----|--|--|--|---------------|---------------|

| | | | |
|----|--|---------------|---------------|
| 2. | | | |
| 1 | | | |
| 2 | | | |
| 3 | | | |
| 3. | | | |
| 1 | | | |
| 4. | | 10,882,351.30 | 10,882,351.30 |
| | | | |

2

27

28

1

| | 7,856,648.51 | | | | | 7,856,648.51 |
|--|--------------|--|--|--|--|--------------|
| | 7,856,648.51 | | | | | 7,856,648.51 |

2

,

29

30 /

1

| | 228,266,182.61 | 57,066,545.67 | 214,025,789.06 | 53,506,447.27 |
|--|----------------|----------------|----------------|---------------|
| | 543,091,594.08 | 135,772,898.52 | 312,938,400.25 | 78,234,600.06 |

| | | | | |
|--|------------------|----------------|------------------|----------------|
| | 1,231,654,897.72 | 307,913,724.55 | 1,219,560,019.01 | 304,889,983.78 |
| | 1,051,904.16 | 262,976.04 | 1,949,684.84 | 487,421.21 |
| | 2,004,064,578.57 | 501,016,144.78 | 1,748,473,893.16 | 437,118,452.32 |

2

| | | | | |
|--|----------------|---------------|----------------|----------------|
| | | | | |
| | | | | |
| | 111,064,567.36 | 27,766,141.84 | 111,064,567.36 | 27,766,141.84 |
| | 65,847,165.05 | 16,461,791.26 | 196,395,666.84 | 49,098,916.71 |
| | 144,824,697.96 | 36,206,174.49 | 120,513,391.93 | 30,128,347.98 |
| | 321,736,430.37 | 80,434,107.59 | 427,973,626.13 | 106,993,406.53 |

3

| | | | | |
|--|--|----------------|--|----------------|
| | | | | |
| | | 501,016,144.78 | | 437,118,452.32 |
| | | 80,434,107.59 | | 106,993,406.53 |

4

| | | | |
|--|--|----------------|----------------|
| | | | |
| | | 47,867,976.34 | 59,272,574.15 |
| | | 146,154,532.78 | 155,301,345.40 |
| | | 194,022,509.12 | 214,573,919.55 |

5

| | | | |
|------|---------------|---------------|--|
| | | | |
| 2025 | 8,876,799.02 | | |
| 2024 | 46,734,273.21 | 46,734,361.08 | |

| | | | |
|------|----------------|----------------|----|
| 2023 | 57,751,572.17 | 71,623,564.79 | |
| 2022 | 22,917,436.39 | 25,543,012.16 | |
| 2021 | 7,078,933.36 | 7,078,933.36 | |
| 2020 | 2,795,518.63 | 4,321,474.01 | |
| | 146,154,532.78 | 155,301,345.40 | -- |

31

32

1

| | | |
|--|------------------|------------------|
| | | |
| | 138,700,000.00 | |
| | 536,000,000.00 | 436,000,000.00 |
| | 1,343,000,000.00 | 1,398,000,000.00 |
| | 13,915,635.79 | 1,206,397.93 |
| | 2,031,615,635.79 | 1,835,206,397.93 |

2

33

34

35

| | | |
|--|--|--|
| | | |
|--|--|--|

| | | |
|--|---------------|--------------|
| | 90,320,000.00 | 9,755,000.00 |
| | 90,320,000.00 | 9,755,000.00 |

0.00

36

1

| | | |
|--|------------------|------------------|
| | | |
| | 2,032,769,077.02 | 2,239,280,422.79 |
| | 67,740,526.04 | 73,371,115.12 |
| | 2,100,509,603.06 | 2,312,651,537.91 |

2

1

| | | |
|--|---------------|----|
| | | |
| | 18,674,000.00 | |
| | 18,674,000.00 | -- |

37

38

| | | |
|--|-------------------|-------------------|
| | | |
| | 20,613,260,507.61 | 17,170,209,860.73 |
| | 17,061,555.52 | 20,319,468.31 |
| | 14,000,323.85 | 7,735,870.73 |
| | 20,644,322,386.98 | 17,198,265,199.77 |

| | | |
|--|------------------|--|
| | | |
| | 3,443,050,646.88 | |

| | | |
|--|------------------|-----|
| | 3,443,050,646.88 | --- |
|--|------------------|-----|

3 ---

| | | | | |
|--|------------------|------------------|---------|--------|
| | | | | |
| | 1,965,534,786.24 | 1,015,448,722.02 | 2021 6 | 95.52% |
| | 1,681,564,306.10 | 1,673,995,498.76 | 2020 10 | 99.15% |
| | 1,549,912,465.14 | 593,729,839.45 | 2022 3 | 99.84% |
| | 1,521,710,819.27 | 1,371,719,888.07 | 2020 9 | 77.40% |
| | 1,486,632,954.13 | 1,141,185,941.28 | 2020 11 | 97.83% |
| | 8,205,355,330.88 | 5,796,079,889.58 | | |

39

1

| | | | | |
|---|---------------|----------------|----------------|---------------|
| | | | | |
| | 73,032,711.20 | 130,564,740.54 | 173,941,886.28 | 29,655,565.46 |
| - | 22,703.96 | 1,399,385.02 | 1,385,941.62 | 36,147.36 |
| | 73,055,415.16 | 131,964,125.56 | 175,327,827.90 | 29,691,712.82 |

2

| | | | | |
|---|---------------|----------------|----------------|---------------|
| | | | | |
| 1 | 72,899,191.63 | 116,897,105.35 | 160,173,080.58 | 29,623,216.40 |
| 2 | 114,891.25 | 7,731,879.33 | 7,846,770.58 | |
| 3 | 18,628.32 | 1,280,893.55 | 1,269,352.81 | 30,169.06 |
| | 16,427.85 | 1,225,673.10 | 1,212,670.71 | 29,430.24 |
| | 321.47 | 43,847.14 | 43,429.79 | 738.82 |
| | 1,879.00 | 11,373.31 | 13,252.31 | |
| 4 | | 2,482,256.00 | 2,482,256.00 | |
| 5 | | 2,172,606.31 | 2,170,426.31 | 2,180.00 |

| | | | | |
|--|---------------|----------------|----------------|---------------|
| | 73,032,711.20 | 130,564,740.54 | 173,941,886.28 | 29,655,565.46 |
|--|---------------|----------------|----------------|---------------|

3

| | | | | |
|---|-----------|--------------|--------------|-----------|
| | | | | |
| 1 | 21,921.00 | 1,337,244.60 | 1,330,726.72 | 28,438.88 |
| 2 | 782.96 | 62,140.42 | 55,214.90 | 7,708.48 |
| | 22,703.96 | 1,399,385.02 | 1,385,941.62 | 36,147.36 |

40

| | | |
|--|----------------|----------------|
| | | |
| | 54,812,929.27 | 99,182,204.68 |
| | 313,940,863.82 | 358,492,616.59 |
| | 1,540,481.45 | 1,850,096.44 |
| | 388,545.26 | 8,000,842.70 |
| | 107,579,959.78 | 95,921,052.97 |
| | 277,680.36 | 2,403,721.10 |
| | 7,028.99 | 7,028.99 |
| | 5,318,651.56 | 11,625,749.24 |
| | 483,866,140.49 | 577,483,312.71 |

41

| | | |
|--|------------------|------------------|
| | | |
| | 2,273,144.55 | 2,107,623.75 |
| | 4,566,420,123.22 | 2,451,570,898.68 |
| | 4,568,693,267.77 | 2,453,678,522.43 |

1

2

| | | |
|--|--------------|--------------|
| | | |
| | 2,273,144.55 | 2,107,623.75 |
| | 2,273,144.55 | 2,107,623.75 |

1

3**1**

| | | |
|--|------------------|------------------|
| | | |
| | 1,496,161,757.41 | 334,650,201.40 |
| | 2,115,793,299.74 | 1,466,094,979.75 |
| | 12,201,009.32 | 49,919,848.23 |
| | 612,800,078.62 | 548,896,728.85 |
| | 329,463,978.13 | 52,009,140.45 |
| | 4,566,420,123.22 | 2,451,570,898.68 |

2**1**

289,000,000.00

| | | |
|--|------------------|------------------|
| | 720,999,907.78 | 692,806,617.22 |
| | 3,178,739,907.78 | 2,532,716,617.22 |

44

| | | |
|--|------------------|------------------|
| | | |
| | 1,852,976,474.77 | 1,535,480,197.09 |
| | 1,852,976,474.77 | 1,535,480,197.09 |

45

1

| | | |
|--|-------------------|-------------------|
| | | |
| | 977,800,000.00 | 433,800,000.00 |
| | 7,075,790,000.00 | 5,945,900,000.00 |
| | 7,376,025.45 | 10,924,217.78 |
| | -2,457,740,000.00 | -1,839,910,000.00 |
| | 5,603,226,025.45 | 4,550,714,217.78 |

46

1

| | | |
|-------|-----------------|-----------------|
| | | |
| 15 | 720,999,907.78 | 692,806,617.22 |
| 20 01 | 49,769,965.04 | |
| | -720,999,907.78 | -692,806,617.22 |
| | 49,769,965.04 | |

2

| | | | | |
|----|--|--|--|--|
| | | | | |
| 15 | | | | |

48

| | | |
|--|---------------|---------------|
| | | |
| | 16,056,505.00 | 16,056,505.00 |
| | 16,056,505.00 | 16,056,505.00 |

1

2

| | | | | | |
|--|---------------|--|--|---------------|----|
| | | | | | |
| | 16,056,505.00 | | | 16,056,505.00 | |
| | 16,056,505.00 | | | 16,056,505.00 | -- |

49

1

50

| | | |
|--|----------------|---------------|
| | | |
| | 103,030,098.95 | 91,838,452.37 |
| | 103,030,098.95 | 91,838,452.37 |
| | | -- |

| | | |
|---|--|----------------|
| 5 | | 148,986,294.66 |
|---|--|----------------|

62

| | | |
|--|---------------|---------------|
| | | |
| | 8,374,847.30 | 8,284,306.67 |
| | 5,995,643.64 | 5,979,259.17 |
| | 3,051,009.62 | 4,122,536.49 |
| | 3,659,030.11 | 3,111,730.05 |
| | 4,481,152.29 | 4,860,914.32 |
| | | 62,573.79 |
| | 23,252,881.01 | |
| | 5,880.00 | 10,740.00 |
| | 48,820,443.97 | 26,432,060.49 |

63

| | | |
|--|---------------|----------------|
| | | |
| | 19,042,398.89 | 51,925,700.46 |
| | 18,889,602.23 | 18,346,406.32 |
| | 8,439,944.47 | 2,116,112.24 |
| | 391,753.23 | 210,135.09 |
| | 19,545,969.25 | 34,331,355.90 |
| | 8,455,052.29 | 8,794,161.45 |
| | 74,764,720.36 | 115,723,871.46 |

64

| | | |
|--|---------------|---------------|
| | | |
| | 50,021,354.13 | 36,431,383.91 |
| | 5,671,636.72 | 5,342,615.78 |
| | 2,447,586.75 | 2,866,077.65 |

| | | |
|--|---------------|---------------|
| | 2,107,815.92 | 2,615,513.42 |
| | 2,917,347.57 | 2,894,877.76 |
| | 19,071,550.48 | 15,445,846.09 |
| | 1,585,089.37 | 1,314,730.80 |
| | 204,356.42 | 213,207.54 |
| | 250,019.28 | 714,909.89 |
| | 4,745,808.71 | 7,931,923.22 |
| | 89,022,565.35 | 75,771,086.06 |

65

| | | |
|--|---------------|--|
| | | |
| | 56,075.20 | |
| | 19,200,000.12 | |
| | 699,029.13 | |
| | 19,955,104.45 | |

66

| | | |
|--|----------------|---------------|
| | | |
| | 48,500,085.08 | 94,260,255.57 |
| | 88,940,607.98 | 61,586,719.56 |
| | 3,803,922.48 | 19,752,761.53 |
| | -36,636,600.42 | 52,426,297.54 |

67

| | | |
|--|---------------|--------------|
| | | |
| | 23,082,456.50 | 2,412,047.00 |
| | 429,563.78 | 179,739.17 |

68

| | | |
|--|---------------|----------------|
| | | |
| | 74,842,587.45 | -47,319,520.07 |
| | | 1,465,300.65 |
| | 2,223.61 | |
| | 3,562,595.76 | 210,883.39 |
| | 78,407,406.82 | -45,643,336.03 |

69**70**

| | | |
|--|-----------------|---------------|
| | | |
| | -130,548,501.79 | 54,731,242.81 |
| | -130,548,501.79 | 54,731,242.81 |

71

| | | |
|--|---------------|---------------|
| | | |
| | -784,193.83 | 83,819,627.90 |
| | -2,051,601.91 | 584,477.80 |
| | -2,835,795.74 | 84,404,105.70 |

72**73**

74

| | | | |
|--|--------------|--------------|--------------|
| | | | |
| | 1,761,909.66 | 2,213,695.23 | 1,761,909.66 |
| | 147,117.15 | 4,391,042.93 | 147,117.15 |
| | 1,909,026.81 | 6,604,738.16 | 1,909,026.81 |

75

| | | | |
|--|--------------|--------------|--------------|
| | | | |
| | 3,146,759.00 | 222,000.00 | 3,146,759.00 |
| | 21,004.00 | 167,959.29 | 21,004.00 |
| | 197,360.23 | 1,033,225.08 | 197,360.23 |
| | 73,377.72 | 1,453,626.32 | 73,377.72 |
| | 3,438,500.95 | 2,876,810.69 | 3,438,500.95 |

76

1

| | | |
|--|----------------|----------------|
| | | |
| | 307,288,713.64 | 192,740,406.11 |
| | -90,456,991.40 | -53,592,794.80 |
| | 216,831,722.24 | 139,147,611.31 |

2

| | |
|---|----------------|
| | |
| | 957,341,428.19 |
| / | 239,335,357.05 |

3

4

5

| | | |
|--|------------------|--------------|
| | | |
| | 1,240,045,558.68 | 5,880,000.00 |
| | 1,240,045,558.68 | 5,880,000.00 |
| | | |

6

| | | |
|--|------------------|----------------|
| | | |
| | 146,000,000.00 | |
| | 1,234,242,037.34 | 715,523,200.00 |
| | 987,664.00 | |
| | 1,381,229,701.34 | 715,523,200.00 |

79

1

| | | |
|---|----------------|----------------|
| | | |
| 1 | -- | -- |
| | 740,509,705.95 | 539,630,132.41 |

| | | |
|------|-------------------|-------------------|
| | | 165,401.82 |
| " _" | 32,974.79 | |
| " " | 130,548,501.79 | -54,786,590.44 |
| " " | 48,500,085.08 | 94,260,255.57 |
| " " | -78,407,406.82 | 45,643,336.03 |
| " " | -63,897,692.46 | -67,275,605.50 |
| " " | -26,559,298.94 | 13,682,810.70 |
| " " | -8,178,902,077.66 | -5,610,994,381.57 |
| " " | -35,860,211.85 | -1,288,018,514.96 |
| " " | 4,620,428,621.56 | 6,343,543,535.67 |
| | -2,824,502,535.39 | -52,812,081.91 |
| 2 | -- | -- |
| 3 | -- | -- |
| | 5,911,854,229.14 | 5,259,702,065.01 |
| | 6,932,251,409.19 | 1,728,807,061.87 |
| | -1,020,397,180.05 | 3,530,895,003.14 |

2

3

4

| | | |
|--|--|--|
| | | |
|--|--|--|

| | | |
|--|------------------|------------------|
| | 5,911,854,229.14 | 6,932,251,409.19 |
| | 519.75 | 121,525.48 |
| | 5,911,853,709.39 | 6,932,129,883.71 |
| | 5,911,854,229.14 | 6,932,251,409.19 |

80

" "

81

| | | |
|--|-------------------|-----|
| | | |
| | 290,601,884.46 | |
| | 23,407,046,102.66 | 9 4 |
| | 14,082,713.78 | |
| | 405,148,513.22 | |
| | 24,116,879,214.12 | -- |

82

83

84

1

| | | | |
|--|---------------|--|---------------|
| | | | |
| | 23,082,456.50 | | 23,082,456.50 |
| | 429,563.78 | | 429,563.78 |

2

3

3

4

5

| | 100.00% | | |
|--|---------|---------------|---------------|
| | 100.00% | -38,002.39 | -38,002.39 |
| | 100.00% | -4,050,672.11 | -4,050,672.11 |
| | 100.00% | -2,356.52 | -2,356.52 |
| | 100.00% | -1,306.68 | -1,306.68 |
| | 100.00% | 999,805.10 | -194.90 |
| | 100.00% | -2,982,236.99 | -2,982,236.99 |
| | 100.00% | 12,039.99 | 12,039.99 |
| | 100.00% | 19,325,723.95 | -674,276.05 |
| | 100.00% | -1,053.79 | -1,053.79 |
| | 100.00% | -1,053.79 | -1,053.79 |
| | 100.00% | -1,756.73 | -1,756.73 |
| | 100.00% | -85,436.48 | -85,436.48 |
| | 100.00% | 99,999,428.96 | -571.04 |
| | 100.00% | -9,724,285.51 | -9,724,285.51 |
| | 100.00% | -164,948.18 | -164,948.18 |
| | 100.00% | -837.75 | -837.75 |

| | | | |
|-----|---------|---------------|---------------|
| | 100.00% | 49,975,205.26 | -24,794.74 |
| | 100.00% | -374.15 | -374.15 |
| | 100.00% | - | - |
| | 100.00% | 999,619.83 | -380.17 |
| | 100.00% | -226.25 | -226.25 |
| | 100.00% | 17,621,252.98 | -2,378,747.02 |
| | 100.00% | -1,989.10 | -1,989.10 |
| | 100.00% | -2,213.98 | -2,213.98 |
| | 100.00% | | |
| | 100.00% | | |
| | 100.00% | | |
| | 100.00% | | |
| | 100.00% | | |
| | 100.00% | | |
| | 100.00% | | |
| | 100.00% | | |
| | 100.00% | | |
| | 100.00% | | |
| | 100.00% | | |
| | 100.00% | | |
| | 100.00% | | |
| () | 100.00% | | |

| | | | |
|--|---------|------|------------|
| | | | |
| | 100.00% | 0.00 | 598,232.84 |
| | 100.00% | 0.00 | 0.00 |

| | | | | | | |
|--|--|--|--|---------|---------|--|
| | | | | | 100.00% | |
| | | | | 100.00% | | |
| | | | | 100.00% | | |
| | | | | 100.00% | | |
| | | | | | 100.00% | |
| | | | | 48.60% | 51.40% | |
| | | | | 90.00% | 10.00% | |
| | | | | 100.00% | | |
| | | | | 100.00% | | |
| | | | | | 100.00% | |
| | | | | | 100.00% | |
| | | | | 100.00% | | |
| | | | | | 100.00% | |
| | | | | | 100.00% | |
| | | | | | 100.00% | |
| | | | | | 100.00% | |

| | | | | | | |
|--|--|--|--|--|---------|--|
| | | | | | 100.00% | |
| | | | | | 100.00% | |
| RONGANA S RALIAHOL DINGSP L D | | | | | 100.00% | |
| | | | | | 100.00% | |
| | | | | | 51.00% | |
| | | | | | 100.00% | |
| | | | | | 100.00% | |
| | | | | | 100.00% | |
| | | | | | 100.00% | |
| | | | | | 100.00% | |
| | | | | | 100.00% | |
| | | | | | 100.00% | |
| | | | | | 100.00% | |
| | | | | | 100.00% | |
| | | | | | 100.00% | |
| | | | | | 97.99% | |

| | | | | | | |
|--|--|--|--|---------|---------|--|
| | | | | | 100.00% | |
| | | | | | 100.00% | |
| | | | | | 98.62% | |
| | | | | | 51.00% | |
| | | | | | 100.00% | |
| | | | | | 100.00% | |
| | | | | | 100.00% | |
| | | | | | 100.00% | |
| | | | | | 66.67% | |
| | | | | | 100.00% | |
| | | | | 100.00% | | |
| | | | | | 51.00% | |
| | | | | | 51.00% | |
| | | | | 60.00% | | |
| | | | | | 100.00% | |
| | | | | | 51.00% | |
| | | | | | 98.28% | |

| | | | | | | |
|--|--|--|--|---------|---------|---|
| | | | | | | |
| | | | | | 51.00% | |
| | | | | | 66.67% | |
| | | | | 100.00% | | |
| | | | | | 50.00% | 1 |
| | | | | 60.00% | | |
| | | | | | 51.00% | |
| | | | | | 100.00% | |
| | | | | | 100.00% | |
| | | | | | 50.00% | 2 |
| | | | | | 100.00% | 3 |
| | | | | | 100.00% | 3 |
| | | | | | 100.00% | 3 |
| | | | | | 100.00% | |
| | | | | | 100.00% | |
| | | | | | 100.00% | |

| | | | | | | |
|--|--|--|--|---------|---------|---|
| | | | | | 100.00% | |
| | | | | | 100.00% | |
| | | | | | 100.00% | |
| | | | | 100.00% | | |
| | | | | 100.00% | | |
| | | | | 100.00% | | |
| | | | | 100.00% | | |
| | | | | 100.00% | | |
| | | | | | 50.00% | 4 |
| | | | | 100.00% | | |
| | | | | | 100.00% | |
| | | | | | 100.00% | |
| | | | | | 100.00% | |
| | | | | | 100.00% | |
| | | | | | 100.00% | |
| | | | | | 100.00% | |
| | | | | | 100.00% | |
| | | | | 95.00% | | |
| | | | | | 100.00% | |

| | | | | | | |
|--------------|-----|-----|--|------|---------|---|
| | | | | | 100.00% | |
| | | | | | 100.00% | |
| | | | | | 100.00% | |
| | | | | | 50.00% | 4 |
| H S C .,L | B I | B I | | | 100.00% | |
| | | | | | 100% | |
| | | | | 100% | | |
| | | | | | 100% | |
| | | | | 100% | | |
| | | | | 100% | | |
| | | | | | 100% | |
| | | | | 100% | | |
| | | | | 100% | | |
| | | | | 100% | | |
| | | | | 100% | | |
| | | | | | 100% | 3 |

| | | | | | | |
|---|--|--|--|---------|---------|--|
| | | | | | | |
| | | | | | 100% | |
| | | | | 100.00% | | |
| | | | | 100.00% | | |
| | | | | 100.00% | | |
| | | | | | 100.00% | |
| | | | | | 100.00% | |
| | | | | | 100.00% | |
| | | | | | 100.00% | |
| | | | | 100.00% | | |
| | | | | | 100.00% | |
| | | | | 100.00% | | |
| | | | | 100.00% | | |
| | | | | 100.00% | | |
| (| | | | 100.00% | | |
|) | | | | | | |

15% 50% 35%

2 50% 50%

3

4

100% 2019 12 24 2019-21

50% 2019 12 30 100% 2019-21 2020 5 25

50%

2

| | | | | |
|--|--------|------------|--|----------------|
| | | | | |
| | 40.00% | 599,642.24 | | 136,170,463.49 |

3

| | 1,277, | 219,45 | 1,496, | 1,156, | | 1,156, | 1,432, | 20,284 | 1,453, | 914,07 | 200,00 | 1,114, |
|--|--------|--------|--------|--------|--|--------|--------|--------|--------|--------|--------|--------|
| | 509,85 | 1,870. | 961,72 | 535,56 | | 535,56 | 718,80 | ,776.1 | 003,58 | 6,531. | 0,000. | 076,53 |
| | 7.72 | 69 | 8.41 | 9.69 | | 9.69 | 8.62 | 1 | 4.73 | 60 | 00 | 1.60 |

| | | 1,499,105. | 1,499,105. | 133,830,53 | 0.00 | -22,298,37 | -22,298,37 | 56,893,298 |
|--|--|------------|------------|------------|------|------------|------------|------------|

| | | | | | | | | |
|--|--|----|----|------|--|------|------|-----|
| | | 59 | 59 | 3.61 | | 8.76 | 8.76 | .85 |
|--|--|----|----|------|--|------|------|-----|

4

5

2

1

" "

2

| | |
|----|------------|
| | |
| -- | 987,664.00 |
| / | 987,664.00 |
| / | 968,126.49 |
| | 19,537.51 |
| | 19,537.51 |

3

1

| | | | | | | |
|--|--|--|--|--|--------|--|
| | | | | | | |
| | | | | | 40.00% | |

5

6

1

2 1

2 1

5 4

2

2020 6 30

50

2,677.09

3

()

| | | 1 | 1 3 |
|--|------------|------------|-----|
| | 203,161.56 | 203,161.56 | |
| | 9,032.00 | 9,032.00 | |
| | 210,050.96 | 210,050.96 | |
| | 2,969.17 | 2,969.17 | |
| | 456,869.33 | 456,869.33 | |

| | | | | |
|--|--------------|--------------|------------|-----------|
| | 317,873.99 | 317,873.99 | | |
| | 560,322.60 | | 501,822.60 | 58,500.00 |
| | 4,977.00 | | | 4,977.00 |
| | 1,765,256.61 | 1,199,957.01 | 501,822.60 | 63,477.00 |

1

| | | | | |
|--|----|----------------|---------------|----------------|
| | | | | |
| | -- | -- | -- | -- |
| | | 364,252,738.70 | 40,943,825.21 | 405,196,563.91 |
| | | 364,252,738.70 | 40,943,825.21 | 405,196,563.91 |

2**3****4****5****6**

7

8

9

1

| | | | | | |
|--|--------|--|--------|--------|--------|
| | | | | | |
| | | | 50,000 | 47.93% | 47.93% |
| | | | | 50% | 47.93% |
| | 29.68% | | | | |

2

1

3

3

| | |
|--|--|
| | |
| | |
| | |
| | |
| | |
| | |
| | |
| | |

5

1

/

/

| | | | |
|--|--|---------------|----------------|
| | | | |
| | | 79,896.64 | 42,437.87 |
| | | | 835,679.61 |
| | | | 728,959.00 |
| | | | 339,805.83 |
| | | 648,113.20 | 1,563,320.75 |
| | | 1,269,066.38 | 2,889,842.33 |
| | | 288,310.39 | 485,849.06 |
| | | | 388,349.51 |
| | | | 553,419.40 |
| | | 1,867,924.53 | |
| | | 3,333,333.33 | |
| | | 789,169.79 | |
| | | 721,317.61 | |
| | | | 1,980,000.00 |
| | | 30,881,344.19 | 102,777,034.60 |
| | | | 53,157,434.20 |
| | | 350,532.11 | 7,433,017.75 |
| | | 4,008,477.28 | 21,097,920.05 |
| | | 63,093,236.81 | |
| | | 3,822,465.07 | |
| | | 92,357,543.97 | |
| | | 7,253,928.07 | |
| | | 17,222,257.82 | |
| | | 640,441.24 | |
| | | 1,261.79 | |
| | | 351,379.21 | |
| | | 1,120,535.36 | |
| | | 414,054.30 | |

2 / /

3

| | | 74,738.10 | 71,001.90 |
|--|--|-----------|-----------|
| | | 46,928.57 | 44,582.86 |
| | | 27,809.52 | 26,419.06 |

4

| | 44,000,000.00 | 2018 07 09 | 2021 06 20 | |
|--|----------------|------------|------------|--|
| | 28,600,000.00 | 2018 08 02 | 2020 12 20 | |
| | 55,000,000.00 | 2018 08 02 | 2020 12 20 | |
| | 55,000,000.00 | 2018 08 02 | 2021 06 20 | |
| | 77,000,000.00 | 2018 09 05 | 2020 12 20 | |
| | 113,000,000.00 | 2019 09 20 | 2020 09 20 | |
| | 34,100,000.00 | 2019 10 31 | 2020 10 31 | |
| | 30,000,000.00 | 2019 11 04 | 2020 11 04 | |
| | 80,400,000.00 | 2019 11 08 | 2020 11 08 | |
| | 50,000,000.00 | 2019 11 11 | 2020 11 11 | |
| | 52,000,000.00 | 2019 11 13 | 2020 11 13 | |
| | 30,000,000.00 | 2019 11 18 | 2020 11 18 | |
| | 14,000,000.00 | 2019 11 20 | 2020 11 20 | |
| | 191,000,000.00 | 2019 11 29 | 2020 11 29 | |
| | 33,000,000.00 | 2019 12 02 | 2020 12 02 | |

| | | | | | | |
|----------------|------|----|----|------|----|----|
| 56,800,000.00 | 2019 | 12 | 06 | 2020 | 12 | 06 |
| 8,700,000.00 | 2019 | 12 | 11 | 2020 | 12 | 11 |
| 30,000,000.00 | 2020 | 04 | 09 | 2021 | 04 | 08 |
| 200,000,000.00 | 2020 | 03 | 26 | 2021 | 03 | 26 |
| 46,000,000.00 | 2019 | 11 | 29 | 2020 | 11 | 29 |
| 30,000,000.00 | 2020 | 01 | 02 | 2021 | 01 | 02 |
| 80,000,000.00 | 2020 | 06 | 08 | 2021 | 06 | 07 |
| 100,000,000.00 | 202. | 0 | | | | |

| | | | | |
|--|----------------|------------|------------|--|
| | 1,000,000.00 | 2019 04 26 | 2020 12 20 | |
| | 189,000,000.00 | 2019 04 26 | 2021 04 11 | |
| | 20,000,000.00 | 2019 06 19 | 2021 04 11 | |
| | 1,000,000.00 | 2019 06 19 | 2021 12 20 | |
| | 279,000,000.00 | 2019 06 19 | 2022 04 11 | |
| | 600,000,000.00 | 2019 09 12 | 2022 08 10 | |
| | 110,000,000.00 | 2019 11 30 | 2022 08 10 | |
| | 90,000,000.00 | 2019 12 11 | 2022 08 10 | |
| | 160,000,000.00 | 2019 12 24 | 2022 08 10 | |
| | 200,000,000.00 | 2019 05 31 | 2020 05 31 | |
| | 10,000.00 | 2019 05 31 | 2020 11 30 | |
| | 249,990,000.00 | 2019 05 31 | 2021 05 31 | |
| | 174,990,000.00 | 2019 09 20 | 2022 04 03 | |
| | 23,100,000.00 | 2019 12 13 | 2020 08 13 | |
| | 83,600,000.00 | 2019 12 13 | 2020 12 13 | |
| | 36,300,000.00 | 2019 12 13 | 2021 06 13 | |
| | 110,000,000.00 | 2019 12 13 | 2021 12 13 | |
| | 22,000,000.00 | 2020 01 17 | 2020 08 13 | |
| | 25,300,000.00 | 2020 01 17 | 2020 12 13 | |
| | 29,700,000.00 | 2020 01 17 | 2021 06 13 | |
| | 33,000,000.00 | 2020 01 17 | 2021 12 31 | |
| | 14,925,000.00 | 2020 02 28 | 2020 08 28 | |
| | 29,850,000.00 | 2020 02 28 | 2021 02 28 | |
| | 59,700,000.00 | 2020 02 28 | 2021 08 28 | |
| | 194,025,000.00 | 2020 02 28 | 2022 02 24 | |
| | 10,490,000.00 | 2020 04 16 | 2020 10 16 | |
| | 20,980,000.00 | 2020 04 16 | 2021 04 16 | |
| | 41,960,000.00 | 2020 04 16 | 2021 10 16 | |
| | 136,370,000.00 | 2020 04 16 | 2022 02 24 | |
| | 56,355,000.00 | 2020 05 21 | 2022 02 24 | |
| | 4,335,000.00 | 2020 05 21 | 2020 11 21 | |
| | 8,670,000.00 | 2020 05 21 | 2021 05 21 | |
| | 17,340,000.00 | 2020 05 21 | 2021 11 21 | |
| | 259,450,000.00 | 2020 05 27 | 2022 05 26 | |

| | | | | | | |
|----------------|------|----|----|------|----|----|
| 10,000,000.00 | 2020 | 06 | 10 | 2021 | 06 | 09 |
| 10,000,000.00 | 2020 | 06 | 10 | 2021 | 12 | 29 |
| 144,200,000.00 | 2020 | 06 | 10 | 2022 | 06 | 09 |
| 214,900,000.00 | 2020 | 06 | 10 | 2022 | 12 | 29 |

| | | | | | |
|--|----------|------------|------------|--|--------|
| | | | | | |
| | | 2018 11 26 | 2021 11 12 | | 104.55 |
| | 4,620.00 | 2020 04 17 | 2023 04 16 | | |



18

| | | | |
|--|--|--|--|
| | | | |
|--|--|--|--|

5,830,555.80

291,527.79

13,139,657.80

656,982.89

| | | | | | |
|--|--|----------------|---------------|----------------|---------------|
| | | 26,432,921.30 | 2,643,292.13 | 63,212,921.30 | 3,160,646.07 |
| | | 7,838,301.38 | 391,915.07 | 7,838,301.38 | 391,915.07 |
| | | 31,250.00 | 1,562.50 | 31,250.00 | 1,562.50 |
| | | 37,975.00 | 3,797.50 | 37,975.00 | 1,898.75 |
| | | 146,700,000.00 | 7,335,000.00 | | |
| | | 584,172,344.54 | 29,208,617.23 | | |
| | | 84,768,020.00 | 4,238,401.00 | | |
| | | | | 232,242,450.00 | 11,612,122.50 |
| | | | | 891,598,000.00 | 44,579,900.00 |
| | | 85,469,900.00 | 4,273,495.00 | 480,969,900.00 | 24,048,495.00 |
| | | 596,422.22 | 29,821.11 | | |
| | | | | 69,412,500.00 | 3,470,625.00 |
| | | | | 6,438,750.00 | 321,937.50 |
| | | 239,015,196.65 | 11,950,759.83 | 366,062,077.78 | 18,303,103.89 |
| | | 663,267,449.95 | 33,163,372.50 | | |
| | | | | 16,950,595.20 | 847,529.76 |
| | | 7,466,372.20 | 373,318.61 | 70,907,100.00 | 3,545,355.00 |

| | | | |
|--|--|----------------|----------------|
| | | | |
| | | 74,738.10 | 74,738.10 |
| | | 46,928.57 | 46,928.57 |
| | | 27,809.53 | 27,809.53 |
| | | 31,750,000.00 | 31,750,000.00 |
| | | 289,000,000.00 | 445,000,000.00 |
| | | 30,833,543.12 | 20,833,543.12 |
| | | 130,000,000.00 | 130,000,000.00 |
| | | 167,732,664.58 | 167,732,664.58 |
| | | 17,090,126.73 | 17,035,876.73 |
| | | 75,745,900.00 | 75,745,900.00 |
| | | 122,915,911.56 | 120,117,092.80 |
| | | 284,838,693.33 | 284,838,693.33 |
| | | | 348.77 |
| | | 12,400,000.00 | 12,400,000.00 |
| | | 114,257,550.00 | |
| | | 130,042,000.00 | 115,042,000.00 |
| | | 151,900,000.00 | 45,325,000.00 |
| | | 48,073,860.42 | 273,860.42 |
| | | 30,000,000.00 | |
| | | 12,000.00 | 12,000.00 |
| | | 7,600.00 | 7,600.00 |
| | | 4,500.00 | 4,500.00 |
| | | 55,687,500.00 | |
| | | 21,186,250.00 | |
| | | 400,000,000.00 | |
| | | 2,339,300.00 | |
| | | 50,000,000.00 | |

7

8

1

2

3

4

5

1

2020 6 30

2

1

1

2020 6 30

97.78

2

A

81

B

81

3

30,478,647.59

2018 10

26

2019 1 25

2020 5 6
986,151.00

1500

2017 6

2012 11 19

2

3

1

2

3

4

1
2020 7 16

100% 3,127.00

2020 7 10

2020D-0043

3,127.00

2020 7 28
2

| | | | | | | | |
|------|---|----|------|------|-----|--|-----|
| 2019 | 1 | 11 | | 2019 | 58 | | 6.7 |
| | | | 2020 | | | | |
| 2020 | | | | | 6.2 | | |
| 2020 | 8 | 12 | | 6.2 | 8% | | |

1

2

3

4

5

6

7

1

| | 2,949,319,245.42 | 1,804,972,122.35 | 1,797,296,628.59 | 989,147,808.09 |
|--|------------------|------------------|------------------|------------------|
| | 231,492,450.17 | 215,873,113.17 | 194,870,762.25 | 182,227,864.91 |
| | 31,774,828.73 | 27,515,909.86 | 33,529,702.91 | 26,156,626.63 |
| | 3,212,586,524.32 | 2,048,361,145.38 | 2,025,697,093.75 | 1,197,532,299.63 |

2

| | 27,264,759.86 | 13,527,329.28 | 25,403,029.23 | 13,721,972.00 |
|--|---------------|---------------|---------------|---------------|
| | 9,989,857.17 | 1,690,660.22 | 10,487,762.07 | 1,014,280.27 |
| | 37,254,617.03 | 15,217,989.50 | 35,890,791.30 | 14,736,252.27 |

8

1

8

1

1

| | 9,169,336.40 | 100.00% | 458,466.82 | 5.00% | 8,710,869.58 | 101,904,238.84 | 100.00% | 5,095,211.95 | 5.00% | 96,809,026.89 |
|--|--------------|---------|------------|-------|--------------|----------------|---------|--------------|-------|---------------|
| | 9,169,336.40 | 100.00% | 458,466.82 | 5.00% | 8,710,869.58 | 101,904,238.84 | 100.00% | 5,095,211.95 | 5.00% | 96,809,026.89 |
| | 9,169,336.40 | 100.00% | 458,466.82 | 5.00% | 8,710,869.58 | 101,904,238.84 | 100.00% | 5,095,211.95 | 5.00% | 96,809,026.89 |

| | | | |
|--|--------------|------------|-------|
| | | | |
| | | | |
| | 9,169,336.40 | 458,466.82 | 5.00% |
| | 9,169,336.40 | 458,466.82 | -- |

| | | |
|---|---|--------------|
| | | |
| 1 | 1 | 9,169,336.40 |
| | | 9,169,336.40 |

3

4

4



2

| | | |
|--|-------------------|-------------------|
| | | |
| | 19,373,883,233.66 | 14,333,687,858.10 |
| | 19,373,883,233.66 | 14,333,687,858.10 |

1

2

3

1

| | | |
|--|-------------------|-------------------|
| | | |
| | 2,046.70 | 134,909.70 |
| | 20,336,486,714.27 | 15,087,934,784.23 |
| | 57,026,064.00 | 26,064.00 |
| | 463,716.60 | 64,554.00 |
| | 20,393,978,541.57 | 15,088,160,311.93 |

2

| | | |
|----|---|-----|
| | | |
| 12 | □ | () |

| 1 | 1 | 20,393,538,819.01 |
|---|---|-------------------|
| 2 | 3 | 375,168. |
| 3 | | 64,554. |
| 4 | 5 | 64,554. |
| | | 20,393,978,54 |

3

7

8

3



| | | | | | | | |
|--|--------------------|-------------------|--|--|--|--------------------|--|
| | 652,757,714. 03 | | | | | 652,757,714. 03 | |
| | 5,000,000.00 | | | | | 5,000,000.00 | |
| | 5,180,000.00 | | | | | 5,180,000.00 | |
| | 6,200,000.00 | | | | | 6,200,000.00 | |
| | 10,000,000.0 0 | | | | | 10,000,000.0 0 | |
| | 9,000,000.00 | | | | | 9,000,000.00 | |
| | 10,000,000.0 0 | | | | | 10,000,000.0 0 | |
| | 1,000,000.00 | | | | | 1,000,000.00 | |
| | 4,074.87 | | | | | 4,074.87 | |
| | 5,000,000.00 | | | | | 5,000,000.00 | |
| | 240,000,000. 00 | | | | | 240,000,000. 00 | |
| | 50,000,000.0 0 | 73,500,000.0 0 | | | | 123,500,000. 00 | |
| | 10,200,000.0 0 | | | | | 10,200,000.0 0 | |
| | 50,000,000.0 0 | | | | | 50,000,000.0 0 | |
| | | 1,000,000.00 | | | | 1,000,000.00 | |

| | | | | | | | |
|--|----------------------|-------------------|--|--|--|----------------------|--|
| | | | | | | | |
| | | 1,000,000.00 | | | | 1,000,000.00 | |
| | 2,448,960,59 4.27 | 75,500,000.0 0 | | | | 2,524,460,59 4.27 | |

2

| | | | | | | | | | | | |
|--|-------------------|--|--|------------------|--|--|--|--|--|-------------------|--|
| | (| | | | | | | | | (| |
| |) | | | | | | | | |) | |
| | | | | | | | | | | | |
| | 32,364, 190.57 | | | 1,183,3 06.13 | | | | | | 33,547, 496.70 | |
| | 32,364, 190.57 | | | 1,183,3 06.13 | | | | | | 33,547, 496.70 | |
| | 32,364, 190.57 | | | 1,183,3 06.13 | | | | | | 33,547, 496.70 | |

3

4

| | | | | |
|--|---------------|------------|---------------|------------|
| | | | | |
| | | | | |
| | | | 778,148.46 | 769,648.46 |
| | 10,338,268.67 | 173,728.56 | 11,778,242.23 | 187,802.72 |
| | 10,338,268.67 | 173,728.56 | 12,556,390.69 | 957,451.18 |

5

| | | |
|--|------------------|----------------|
| | | |
| | 1,200,784,149.84 | 442,183,089.80 |
| | 1,183,306.13 | 23,652.48 |
| | 1,201,967,455.97 | 442,206,742.28 |

7

1

| | |
|----------|-----------------|
| | |
| | -32,974.79 |
| | 23,512,020.28 |
| | -130,548,501.79 |
| | -1,496,499.35 |
| 17479.79 | |

2

| | | / | / |
|--|--------|--------|--------|
| | 9.97% | 0.2238 | 0.2238 |
| | 11.08% | 0.2485 | 0.2485 |

3**1****2****3****4**

- 1
- 2
- 3
- 4