



| | |
|-------|----|
| | 2 |
| | 5 |
| | 9 |
| | 24 |
| | 34 |
| | 35 |
| | 44 |
| | 49 |
| | 50 |
| | 51 |

| | | 2024 1 1 2024 12 31 |
|--|--|---------------------|
| | | |

OST

2024

1993 8 6
1999 10 31

2000 8

2013 5 18

“ ”

0

L

999 Z 6N

6

| | 2024 | 2023 | |
|--|-------------------|-------------------|--|
| | 23,980,887,861.24 | 22,333,390,972.27 | |
| | 0.00 | 0.00 | |
| | 23,980,887,861.24 | 22,333,390,972.27 | |

| | | | | |
|--|------------------|------------------|------------------|-------------------|
| | 7,692,302,764.54 | 6,191,858,540.11 | 3,282,056,700.28 | 6,814,669,856.31 |
| | 408,397,019.40 | 55,636,146.46 | -145,978,306.30 | -2,048,991,601.02 |
| | 411,360,238.06 | 74,993,221.03 | -166,794,629.69 | -2,080,541,970.20 |
| | 110,519,618.78 | 699,892,310.09 | 498,481,231.90 | 686,401,174.54 |

| | 2024 | 2023 | 2022 | |
|--|---------------|---------------|---------------|--|
| | 1,830,576.75 | 271,914.08 | 5,539,419.03 | |
| | 10,752,875.50 | 41,259,453.19 | 61,342,568.33 | |

| | | | | |
|--|---------------|---------------|-----------------|----|
| | 23,678,342.82 | 44,425,709.75 | -142,065,766.69 | |
| | 347,500.00 | | | |
| | | | 1,346,438.96 | |
| | -3,365,938.35 | -1,230,630.86 | -6,838,399.50 | |
| | | 191,686.55 | -510,416.81 | |
| | 3,058,406.71 | 10,123,105.74 | 15,492,218.67 | |
| | 138,550.67 | 695,940.87 | 1,481,589.77 | |
| | 30,046,399.34 | 74,099,086.10 | -98,159,965.12 | -- |

1 —

1 —

3 —

2024 “ ”

“ ”

“ ” “ ”

2024 9 26

“ ”

2024

100,280

10.6%

76,040

10.5%

75.83%


73,893

23.0%

97,385

12.9%

/



| | | | | 100% | 61,645 | 60,615 | 32,615 | 12,941 | 28,823 | 30,835 | 30,835 | 70,127 |
|--|--|--|--|------|---------|---------|--------|--------|--------|--------|--------|---------|
| | | | | 100% | 149,049 | 146,512 | 76,652 | 16,018 | 34,127 | 74,344 | 74,344 | 167,041 |
| | | | | 51% | 123,938 | 88,853 | 40,821 | 11,596 | 20,151 | 38,462 | 38,462 | 72,806 |

| | | | | 100.00% | 40,626.22 | 37,563.00 |
|--|--|--|--|---------|-----------|-----------|
| | | | | 100.00% | 31,146.69 | 28,032.02 |
| | | | | 100.00% | 33,813.00 | 30,810.41 |

| | | | 1 | 1-2 | 2-3 | 3 |
|--|------------|-------|------------|----------|-----------|------------|
| | 275,260.13 | 4.05% | 105,790.00 | 3,740.00 | 64,404.00 | 101,326.13 |
| | 275,260.13 | 4.05% | 105,790.00 | 3,740.00 | 64,404.00 | 101,326.13 |

8.88

10%

1

"

"

2 2025

2025

" "

" "

" "

" "

" " " "

" "

| | | | | |
|--------|--|--------|------|--------|
| | | | | 239.81 |
| -15.33 | | -17.31 | | |
| 2024 | | | | |
| | | | 2024 | 19.95 |
| 8.19% | | | | |

| | 2024 | | 2023 | | |
|--|-------------------|---------|-------------------|---------|---------|
| | | | | | |
| | 23,980,887,861.24 | 100.00% | 22,333,390,972.27 | 100.00% | 7.38% |
| | | | | | |
| | 23,822,165,521.29 | 99.34% | 22,068,469,810.64 | 98.81% | 7.95% |
| | 70,267,825.20 | 0.29% | 163,056,038.08 | 0.73% | -56.91% |
| | 963,719.78 | 0.00% | 1,369,658.49 | 0.01% | -29.64% |
| | 69,717,077.25 | 0.29% | 68,718,289.42 | 0.31% | 1.45% |
| | 1,312,295.56 | 0.01% | 1,483,503.04 | 0.01% | -11.54% |
| | 16,461,422.16 | 0.07% | 30,293,672.60 | 0.13% | -45.66% |
| | | | | | |
| | 23,822,165,521.29 | 99.34% | 22,068,469,810.64 | 98.81% | 7.95% |
| | 70,267,825.20 | 0.29% | 163,056,038.08 | 0.73% | -56.91% |
| | 963,719.78 | 0.00% | 1,369,658.49 | 0.01% | -29.64% |
| | 69,717,077.25 | 0.29% | 68,718,289.42 | 0.31% | 1.45% |
| | 1,312,295.56 | 0.01% | 1,483,503.04 | 0.01% | -11.54% |
| | 16,461,422.16 | 0.07% | 30,293,672.60 | 0.13% | -45.66% |
| | | | | | |
| | 11,587,796,350.28 | 48.32% | 11,331,492,102.86 | 50.74% | 2.26% |
| | 12,393,091,510.96 | 51.68% | 11,001,898,869.41 | 49.26% | 12.65% |

| | | | | | | |
|--|-------------------|-------------------|-------|--------|--------|--------|
| | | | | | | |
| | 23,822,165,521.29 | 22,960,791,322.35 | 3.62% | 7.95% | 15.80% | -6.53% |
| | 23,822,165,521.29 | 22,960,791,322.35 | 3.62% | 7.95% | 15.80% | -6.53% |
| | 11,587,796,350.28 | 11,167,811,776.74 | 3.62% | 2.26% | 10.32% | -7.05% |
| | 12,393,091,510.96 | 11,875,552,666.09 | 4.18% | 12.65% | 19.91% | -5.80% |

1

| | | | 2024 | 2023 | |
|--|--|--|--------------|--------------|----------|
| | | | 2,398,088.79 | 2,233,339.10 | 7.38% |
| | | | 1,319,210.64 | 3,738,273.55 | -64.71% |
| | | | 0 | 77.56 | -100.00% |

†

10008/5 (

| | | 2024 | | 2023 | | |
|--|--|-------------------|--------|-------------------|--------|---------|
| | | | | | | |
| | | 22,960,791,322.35 | 99.64% | 19,828,129,761.76 | 99.01% | 15.80% |
| | | 33,824,263.31 | 0.15% | 139,591,755.90 | 0.70% | -75.77% |
| | | 41,327,106.71 | 0.18% | 40,823,174.72 | 0.20% | 1.23% |
| | | 7,421,750.46 | 0.03% | 18,028,145.20 | 0.09% | -58.83% |

| | 51.00% |
|--|--------|
| | 51.00% |
| | 51.00% |

| | 51.00% |
|----------------------|---------|
| | 51.00% |
| | 100.00% |
| | 100.00% |
| | 100.00% |
| | 100.00% |
| | 100.00% |
| | 100.00% |
| | 100.00% |
| | 100.00% |
| | 100.00% |
| () | 100.00% |
| Honor Steady Co.,Ltd | 100.00% |

| | 100.00% |
|--|---------|
| | 100.00% |
| | 100.00% |
| | 51.00% |

3,750,000.00

75.00%

| | |
|--|----------------|
| | 110,348,301.66 |
| | 0.46% |
| | 0.00% |

5

| | | | |
|---|----|----------------|-------|
| | | | |
| 1 | | 31,444,519.09 | 0.13% |
| 2 | | 31,129,460.55 | 0.13% |
| 3 | | 18,526,078.90 | 0.08% |
| 4 | | 15,312,930.27 | 0.06% |
| 5 | | 13,935,312.85 | 0.06% |
| | -- | 110,348,301.66 | 0.46% |

| | |
|--|----------------|
| | 328,119,040.01 |
| | 13.24% |
| | 0.00% |

5

| | | | |
|---|----|----------------|--------|
| | | | |
| 1 | | 106,443,279.04 | 4.29% |
| 2 | | 71,822,897.88 | 2.90% |
| 3 | | 59,912,079.78 | 2.42% |
| 4 | | 45,892,285.01 | 1.85% |
| 5 | | 44,048,498.30 | 1.78% |
| | -- | 328,119,040.01 | 13.24% |

| | 2024 | 2023 | | |
|--|----------------|----------------|---------|--|
| | 758,164,028.08 | 632,887,208.81 | 19.79% | |
| | 124,161,763.83 | 165,298,708.68 | -24.89% | |
| | 109,477,557.95 | 65,727,202.75 | 66.56% | |
| | 10,633,518.64 | 22,090,352.80 | -51.86% | |

| | | | | |
|--|--|--|--|--|
| | | | | |
| | | | | |
| | | | | |

| | 2024 | 2023 | |
|-------|--------|--------|----------|
| | 31 | 32 | -3.13% |
| | 12.02% | 15.90% | -3.88% |
| | | | |
| | 13 | 13 | 0.00% |
| | 0 | 0 | 0.00% |
| | | | |
| 30 | 0 | 15 | -100.00% |
| 30~40 | 31 | 17 | 82.35% |

| | 2024 | 2023 | |
|--|---------------|---------------|---------|
| | 10,633,518.64 | 22,090,352.80 | -51.86% |
| | 0.04% | 0.10% | -0.06% |
| | 0.00 | 0.00 | 0.00% |
| | 0.00% | 0.00% | 0.00% |

2024



| | 2024 | 2023 | |
|--|-------------------|-------------------|----------|
| | 6,638,893,324.47 | 9,682,807,412.45 | -31.44% |
| | 4,643,598,989.16 | 7,254,458,760.06 | -35.99% |
| | 1,995,294,335.31 | 2,428,348,652.39 | -17.83% |
| | 1,336,310,675.10 | 1,246,737,125.94 | 7.18% |
| | 1,383,704,678.95 | 1,076,692,993.64 | 28.51% |
| | -47,394,003.85 | 170,044,132.30 | -127.87% |
| | 2,426,094,623.05 | 2,796,416,873.06 | -13.24% |
| | 6,289,065,979.57 | 9,434,572,830.37 | -33.34% |
| | -3,862,971,356.52 | -6,638,155,957.31 | 41.81% |
| | -1,915,071,025.06 | -4,039,763,172.62 | 52.59% |



127.87%

41.81%



| | -6,937,483.75 | 0.45% | | |
|--|-------------------|--------|--|--|
| | 20,662,229.87 | -1.35% | | |
| | -1,349,037,629.54 | 87.83% | | |
| | 7,470,324.14 | -0.49% | | |
| | 10,709,115.56 | -0.70% | | |

| | 2024 | | 2024 | | | |
|--|-------------------|--------|-------------------|--------|---------|--|
| | | | | | | |
| | 2,226,747,417.35 | 11.71% | 4,614,758,082.28 | 9.55% | 2.16% | |
| | 154,685,033.81 | 0.81% | 217,055,257.68 | 0.45% | 0.36% | |
| | 7,290,972.79 | 0.04% | 32,457,491.44 | 0.07% | -0.03% | |
| | 13,192,106,381.35 | 69.40% | 37,382,735,513.44 | 77.37% | -7.97% | |
| | 584,991,223.54 | 3.08% | 626,318,330.25 | 1.30% | 1.78% | |
| | 493,620,264.91 | 2.60% | 1,359,694,337.92 | 2.81% | -0.21% | |
| | 21,372,458.83 | 0.11% | 24,173,519.66 | 0.05% | 0.06% | |
| | 0.00 | 0.00% | 2,346,640.41 | 0.00% | 0.00% | |
| | 660,257,528.90 | 3.47% | 1,882,941,016.40 | 3.90% | -0.43% | |
| | 4,286,906,539.18 | 22.55% | 23,765,490,450.46 | 49.19% | -26.64% | |
| | 1,694,701,300.00 | 8.92% | 2,683,000,000.00 | 5.55% | 3.37% | |

| | 192,729,486.32 | 20,662,229.87 | | | | | -10,000.00 | 213,381,716.19 |
|--|----------------|---------------|--|--|--|--|------------|----------------|
| | 192,729,486.32 | 20,662,229.87 | | | | | -10,000.00 | 213,381,716.19 |
| | 192,729,486.32 | 20,662,229.87 | | | | | -10,000.00 | 213,381,716.19 |
| | 0.00 | | | | | | | 0.00 |

" "

" "

| | 4,869,090,604.81 | 4,034,817,629.98 | | 10 5 |
|---|------------------|------------------|--|------|
| | 826,251,384.42 | 504,209,793.68 | | |
| | 39,832,028.49 | 18,150,774.72 | | |
| | 3,528,440.25 | 3,352,018.24 | | |
| | 94,131,719.98 | 94,131,719.98 | | |
| - | 4,500,242.70 | 4,500,242.70 | | |
| - | 1,258,642.14 | 1,258,642.14 | | |
| - | 88,372,835.14 | 88,372,835.14 | | |
| | 5,832,834,177.95 | 4,654,661,936.60 | | |

| | 0.00 | 0.00% |
|--|------|-------|

"

"

| | | | | | | | | | | | | |
|--|----|----|----|----|---------------|---------------|-----------------|--|--|--|-----------------|----|
| | | | | | | | | | | | | |
| | | 62 | | | 2007 10 15 | 2026 06 30 | 913,50 0,000 | | | | 913,50 0,000 | |
| | | 38 | | | 2014 06 24 | 2026 06 30 | 6,661, 200 | | | | 6,661, 200 | |
| | | 55 | | | 2009 06 08 | 2026 06 30 | 150,00 0 | | | | 150,00 0 | |
| | | 49 | | | 2007 10 15 | 2026 06 30 | 63,281 | | | | 63,281 | |
| | | 65 | | | 2023 07 01 | 2026 06 30 | | | | | | |
| | | 49 | | | 2020 07 01 | 2026 06 30 | | | | | | |
| | | 46 | | | 2023 07 01 | 2026 06 30 | | | | | | |
| | | 34 | | | 2023 07 01 | 2026 06 30 | | | | | | |
| | | 40 | | | 2023 07 01 | 2026 06 30 | | | | | | |
| | | 40 | | | 2023 07 01 | 2026 06 30 | | | | | | |
| | | 43 | | | 2018 08 29 | 2026 06 30 | | | | | | |
| | -- | -- | -- | -- | -- | -- | 920,37 4,481 | | | | 920,37 4,481 | -- |

1963 12

1987 7

1976 1

1970 8

1960 10

MBA

1976

1979 10

1991 5

1985 11

1985 8

1982 10

2017 8



| | | | 1999 11 19 | - | |
|--|--|--|------------|---|--|
| | | | 2014 04 01 | - | |
| | | | | | |

| | | | 2020 03 06 | - | |
|--|--|--|------------|------------|--|
| | | | 2019 09 01 | - | |
| | | | 2020 06 09 | 2024 07 22 | |
| | | | 2002 04 01 | - | |
| | | | 2020 11 16 | - | |
| | | | 2024 03 25 | - | |
| | | | 2021 09 10 | 2024 04 01 | |
| | | | | | |

| | | 62 | | | 0 |
|--|--|----|--|--|------|
| | | 38 | | | 63 |
| | | 55 | | | 63 |
| | | 49 | | | 63 |
| | | 65 | | | 15 |
| | | 49 | | | 15 |
| | | 46 | | | 36.4 |

| | | | | | | |
|--|----|----|----|----|-------|----|
| | | 34 | | | 37.5 | |
| | | 40 | | | 28 | |
| | | 40 | | | 51.3 | |
| | | 43 | | | 50 | |
| | -- | -- | -- | -- | 422.2 | -- |

| | | | | |
|--|------------|------------|--|----------|
| | | | | |
| | 2024 04 26 | 2024 04 29 | | 2024-003 |
| | 2024 08 26 | 2024 08 28 | | 2024-024 |
| | 2024 10 29 | 2024 10 31 | | 2024-031 |

| | | | | | | | |
|--|---|---|---|---|---|--|---|
| | | | | | | | |
| | 3 | 2 | 1 | 0 | 0 | | 2 |
| | 3 | 2 | 1 | 0 | 0 | | 2 |
| | 3 | 2 | 1 | 0 | 0 | | 2 |
| | 3 | 2 | 1 | 0 | 0 | | 2 |
| | 3 | 1 | 2 | 0 | 0 | | 1 |
| | 3 | 2 | 1 | 0 | 0 | | 2 |

| | | 1 | 2024 04 26 | 2023 | | | |
|--|--|---|---------------|--------------|--|--|--|
| | | 2 | 2024 04 26 | 2023 | | | |
| | | | 2024 08 26 | | | | |
| | | 1 | 2024 04 26 | 2023 | | | |
| | | 1 | 2024 04 26 | 2023 2023 | | | |

| | |
|--|-----|
| | 162 |
| | 258 |
| | 258 |
| | 2 |
| | |
| | |
| | 26 |
| | 129 |
| | 33 |
| | 34 |
| | 36 |
| | 258 |
| | |
| | |
| | 10 |
| | 159 |
| | 89 |
| | 258 |

1
2
3
4

1
2

1
2
3
4

30%

2023

357,492,283.44

6,382,811,178.12

3,820,448,214.00

2023

1,881,207,696.79

10%,

188,120,769.68

1,018,855,195.20

4,494,679,945.91

2024 4 2

2024 6 28

2023

2023

2023 12 31

3,183,922,485.00

10

3.20

| | |
|--|--|
| | |
| | |
| | |
| | |
| | |
| | |
| | |
| | |

| | | |
|--|-------------------|--------|
| | 2025 04 29 | |
| | www.cninfo.com.cn | 2024 |
| | | 88.68% |
| | | 95.92% |
| | | |
| | | |
| | 1 | 1 |
| | | , |
| | 2 | 2 |
| | | 3 |

| | | | | | | | |
|--|------|------|----|------|---|----|---|
| | 3 | | | | | | |
| | 1 | 2 | 5% | 1 | 2 | 5% | |
| | 3.5% | | | 3.5% | | 5% | |
| | 5% | 3 | | 3 | | | |
| | | 3.5% | | 3.5% | | | |
| | | | | | | | 0 |
| | | | | | | | 0 |
| | | | | | | | 0 |
| | | | | | | | 0 |

| | |
|------------|------------|
| | |
| 2024 12 31 | |
| | |
| | 2025 04 29 |
| | 2024 |
| | |
| | |

"

"

" "

2025 4 29

www.cninfo.com.cn

2024

18

"

"

2019

" "

2021

2016

" •

"

3

"

"

120

100



| | | | | 2007 12 07 | | |
|--|--|--|--|---------------|--|--|
| | | | | 2008 01 08 | | |
| | | | | 2008 07 14 | | |

| | | | | | | |
|--|--|--|-----|---------------|--|--|
| | | | | | | |
| | | | 1 | | | |
| | | | 2 | 2007 08 03 | | |
| | | | | 2007 09 03 | | |
| | | | | 2007 11 15 | | |
| | | | 3 | 2021 09 08 | | |
| | | | 49% | | | |

| | | | | | | |
|--|--|--|--|--|--|--|
| | | | | | | |
| | | | | | | |
| | | | | | | |

1

| | |
|--|--------|
| | |
| | 51.00% |

| | |
|--|--------|
| | 51.00% |
| | 51.00% |

2

| | |
|----------------------|---------|
| | |
| | 51.00% |
| | 51.00% |
| | 100.00% |
| | 100.00% |
| | 100.00% |
| | 100.00% |
| | 100.00% |
| | 100.00% |
| | 100.00% |
| | 100.00% |
| | 100.00% |
| | 100.00% |
| () | 100.00% |
| Honor Steady Co.,Ltd | 100.00% |

3

| | |
|--|---------|
| | |
| | 100.00% |
| | 100.00% |
| | 100.00% |
| | 51.00% |

4

3,750,000.00

75.00%

| | |
|--|-----|
| | |
| | 120 |
| | 16 |
| | |
| | 2 |
| | |
| | |
| | |

2024

| | | | | | | | | | | |
|--|--|--|--|--|--|--|--|--|--|--|
| | | | | | | | | | | |
| | | | | | | | | | | |

| | | | |
|----|---|----|---|
| A1 | 0 | A2 | 0 |
| A3 | 0 | A4 | 0 |

| | | | | |
|---------------|------------|---------------|--------|------|
| 2023 12 06 | 15,0 00 | 2023 11 27 | 13,000 | |
| 2022 11 12 | 10,0 00 | 2022 11 11 | 10,000 | + VU |
| 2020 09 22 | 20,0 00 | 2020 09 18 | 10,000 | |
| 2022 05 26 | 7,60 0 | 2022 05 26 | 5,000 | |
| 2023 05 27 | 5,00 0 | 2023 05 29 | 5,000 | |
| 2023 06 22 | 10,0 00 | 2023 06 25 | 10,000 | |
| 2023 12 06 | 1,00 0 | 2023 11 30 | 1,000 | |

| | | | | | | | | | | |
|--|------------|--------|------------|----------|--|--|--|--|--|---------|
| | 12 06 | 00 | 12 15 | | | | | | | |
| | 2024 08 23 | 60,000 | 2024 08 23 | 44,707 | | | | | | |
| | 2024 08 23 | 22,000 | 2024 09 27 | 14,777 | | | | | | |
| | 2024 08 23 | 18,000 | | 0 | | | | | | |
| | B1 | | 131,000 | B2 | | | | | | 90,484 |
| | B3 | | 361,600 | B4 | | | | | | 241,810 |
| | | | | | | | | | | |
| | | | | | | | | | | |
| | 2024 11 23 | 31,000 | 2024 11 21 | 31,000 | | | | | | |
| | C1 | | 31,000 | C2 | | | | | | 31,000 |
| | C3 | | 31,000 | C4 | | | | | | 31,000 |
| | | | | | | | | | | |
| | A1+B1+C1 | | 162,000 | A2+B2+C2 | | | | | | 121,484 |
| | A3+B3+C3 | | 392,600 | A4+B4+C4 | | | | | | 272,810 |
| | A4+B4+C4 | | | | | | | | | 46.89% |
| | | | | | | | | | | |
| | D | | | | | | | | | 0 |
| | | 70% | E | | | | | | | 237,684 |
| | | 50% | F | | | | | | | 0 |
| | D+E+F | | | | | | | | | 237,684 |
| | | | | | | | | | | |



| | 691,936,069 | 21.73% | | 691,936,069 | 21.73% |
|---|---------------|---------|--|---------------|---------|
| 1 | | | | | |
| 2 | | | | | |
| 3 | 691,936,069 | 21.73% | | 691,936,069 | 21.73% |
| | 1,655,208 | 0.05% | | 1,655,208 | 0.05% |
| | 690,280,861 | 21.68% | | 690,280,861 | 21.68% |
| 4 | | | | | |
| | | | | | |
| | | | | | |
| | 2,491,986,416 | 78.27% | | 2,491,986,416 | 78.27% |
| 1 | 2,491,986,416 | 78.27% | | 2,491,986,416 | 78.27% |
| 2 | | | | | |
| 3 | | | | | |
| 4 | | | | | |
| | 3,183,922,485 | 100.00% | | 3,183,922,485 | 100.00% |

☑

☑

☑

| | | | | | | | | |
|------|--------|--------|---------------|--------------|-------------|---------------|--|-------------|
| | 37,741 | | 37,159 | | 0 | 8 | | 0 |
| | 5% | | 10 | | | | | |
| | | | | | | | | |
| | | 47.93% | 1,525,939,995 | 0 | 0 | 1,525,939,995 | | 441,150,000 |
| | | 28.69% | 913,500,000 | 0 | 685,125,000 | 228,375,000 | | 0 |
| 13 | | 0.99% | 31,500,000 | 0 | 0 | 31,500,000 | | 0 |
| | | 0.51% | 16,288,580 | -69654628.00 | 0 | 16,288,580 | | 0 |
| | | 0.36% | 11,460,000 | 11460000.00 | 0 | 11,460,000 | | 0 |
| 1000 | | 0.25% | 7,941,800 | 6760900.00 | 0 | 7,941,800 | | 0 |
| | | 0.24% | 7,502,800 | 124600.00 | 0 | 7,502,800 | | 0 |

| | | | | | |
|----|----|----|------------|-----------|-----------------|
| 10 | 10 | 10 | 10 | 10 | 10 |
| 10 | 4 | 10 | 22,780,000 | 5,400,000 | 13 6,369,000 |

5% 10 10

10 10 /

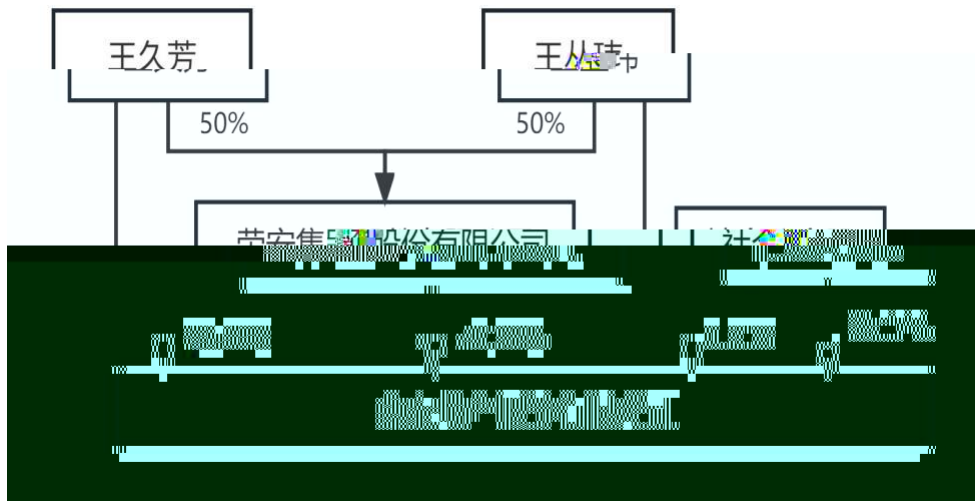
10 10

10 10

| | | | | |
|--|--|------------|------------------------|-----|
| | | | | |
| | | 1999 11 19 | 91330200720 4008701 |) (|
| | | | | |

| | | | |
|--|--|--|--|
| | | | |
| | | | |
| | | | |
| | | | |

10





| | |
|--|-------------|
| | |
| | 2025 04 25 |
| | |
| | (2025)00911 |
| | |

2024

2024 12 31

2024

2024 12 31

“

”

1

37

2,398,088.79

2,382,216.55

61

2024

99.34%

2

1

2

3

4

5

6

1

17

10

2024 12 31

1,592,039.06

272,828.42

2

1

2

3

2024

1

2

3

4

5

6

| | | |
|--|------------------|------------------|
| | | |
| | | |
| | 2,226,747,417.35 | 4,614,758,082.28 |
| | | |
| | | |
| | | |
| | | |
| | 154,685,033.81 | 217,055,257.68 |
| | | |
| | 4,168,024.07 | 59,377,221.74 |
| | | |
| | | |
| | | |



564,837,092.25

650,221,002.03

13,192,106,381.35

37,382,735,513.44

7,290.,0

| | | |
|--|-------------------|-------------------|
| | | |
| | | |
| | 2,407,745,117.62 | 3,084,094,486.01 |
| | 17,621,229.94 | 17,989,134.25 |
| | 4,286,906,539.18 | 23,765,490,450.46 |
| | | |
| | | |
| | | |
| | 18,838,357.87 | 28,598,962.83 |
| | 216,818,360.52 | 346,445,349.02 |
| | 2,419,743,388.24 | 2,918,108,862.38 |
| | | |
| | 1,432,376,014.38 | 648,289,965.98 |
| | | |
| | | |
| | 401,064,294.87 | 1,427,065,859.97 |
| | 385,821,588.53 | 2,138,882,911.46 |
| | 10,814,816,405.67 | 35,609,617,032.78 |
| | | |
| | | |
| | 1,694,701,300.00 | 2,683,000,000.00 |
| | | 335,064,407.73 |
| | | |
| | | |
| | | |
| | | |
| | 20,249,734.91 | 8,377,885.13 |
| | | |
| | 13,675,684.16 | 21,779,422.13 |
| | | |
| | 1,728,626,719.07 | 3,048,221,714.99 |
| | 12,543,443,124.74 | 38,657,838,747.77 |
| | | |
| | 3,183,922,485.00 | 3,183,922,485.00 |
| | | |
| | | |
| | | |

| | | |
|--|-------------------|-------------------|
| | -1,786,371,124.90 | -1,786,371,124.90 |
| | | |
| | | |
| | 962,657,307.78 | 787,603,367.89 |
| | | |
| | 3,457,965,301.57 | 6,382,811,178.12 |
| | 5,818,173,969.45 | 8,567,965,906.11 |
| | 647,362,345.52 | 1,091,501,829.64 |
| | 6,465,536,314.97 | 9,659,467,735.75 |
| | 19,008,979,439.71 | 48,317,306,483.52 |

| | | |
|--|-------------------|-------------------|
| | | |
| | | |
| | 394,812,735.69 | 384,787,706.17 |
| | | |
| | | |
| | 8,039,467.78 | 15,791,910.43 |
| | | |
| | 928.65 | 29,347.33 |
| | 14,556,311,728.08 | 16,587,028,174.87 |
| | | |
| | | |
| | | |
| | | |
| | | |
| | | |
| | 14,959,164,860.20 | 16,987,637,138.80 |
| | | |
| | | |
| | | |
| | 1,948,308,090.14 | 3,133,903,292.63 |
| | | |

| | | |
|--|-------------------|-------------------|
| | | |
| | 229,182.22 | 229,182.22 |
| | 544,594.58 | 716,167.43 |
| | | |
| | | |
| | | |
| | 3,087,109.43 | 4,713,836.33 |
| | | |
| | | |
| | | |
| | | |
| | 23,469,178.46 | 11,732,707.70 |
| | | |
| | 1,975,638,154.83 | 3,151,295,186.31 |
| | 16,934,803,015.03 | 20,138,932,325.11 |
| | | |
| | | |
| | | |
| | | |
| | 4,150,525.20 | 4,874,702.38 |
| | | |
| | | 140,856.57 |
| | 1,034,712.51 | 1,870,998.76 |
| | 3,142,466.64 | 2,206,348.34 |
| | 6,323,530,062.72 | 10,454,692,607.75 |
| | | |
| | 1,432,376,014.38 | 648,289,965.98 |
| | | |
| | 1,400,000.00 | 63,654,316.49 |
| | | 7,042.83 |
| | 6,333,257,767.07 | 10,527,446,873.12 |
| | | |
| | 593,440,000.00 | |
| | | 335,064,407.73 |
| | | |
| | | |
| | | |

| | | |
|--|------------------|-------------------|
| | 593,440,000.00 | 335,064,407.73 |
| | 6,926,697,767.07 | 10,862,511,280.85 |
| | 3,183,922,485.00 | 3,183,922,485.00 |
| | 772,100,668.79 | 772,100,668.79 |
| | 1,0 | |

| | | |
|-----|-------------------|-------------------|
| | 758,164,028.08 | 632,887,208.81 |
| | 124,161,763.83 | 165,298,708.68 |
| | 10,633,518.64 | 22,090,352.80 |
| | 109,477,557.95 | 65,727,202.75 |
| | 168,386,401.26 | 149,696,120.75 |
| | 60,316,884.60 | 86,137,411.19 |
| | 10,752,875.50 | 41,259,453.19 |
| “ ” | -6,937,483.75 | 648,257,544.67 |
| | -12,067,123.53 | 647,836,079.74 |
| “ ” | | |
| “ ” | | |
| “ ” | 20,662,229.87 | 44,425,709.75 |
| “ ” | -34,907,153.70 | 24,580,834.14 |
| “ ” | -1,349,037,629.54 | -1,284,520,279.33 |
| “ ” | -410,097.01 | 31,926.25 |
| “ ” | -1,532,733,874.93 | 911,529,931.53 |
| | 7,470,324.14 | 8,031,977.51 |
| | 10,709,115.56 | 9,252,398.92 |
| “ ” | -1,535,972,666.35 | 910,309,510.12 |
| | 312,556,367.63 | 563,659,758.63 |
| “ ” | | |

| | | |
|----|-------------------|----------------|
| 1. | | |
| 2. | | |
| 3. | | |
| 4. | | |
| 5. | | |
| 6. | | |
| 7. | | |
| | | |
| | -1,848,529,033.98 | 346,649,751.49 |
| | -1,730,936,741.46 | 357,492,283.44 |
| | -117,592,292.52 | -10,842,531.95 |
| | | |
| | -0.5436 | 0.1123 |
| | -0.5436 | 0.1123 |
| | 0.00 | 0.00 |

| | 2024 | 2023 |
|-----|------------------|------------------|
| | 1,600,486.34 | 18,084,015.69 |
| | | |
| | 150,795.51 | 1,281,693.74 |
| | | |
| | 18,407,407.78 | 27,737,874.66 |
| | | |
| | 29,459,973.41 | 28,411,172.95 |
| | 29,637,643.17 | 32,132,626.05 |
| | 420,094.77 | 3,993,033.24 |
| | 212,027.59 | 213,097.94 |
| “ ” | 1,679,295,393.11 | 1,776,870,684.34 |
| | 30,409,707.34 | -9,657,340.20 |
| “ ” | | |
| “ ” | | |
| “ ” | | |
| “ ” | 107,304,526.31 | 119,966,896.37 |
| “ ” | | |
| “ ” | 17,071.40 | 9,809.47 |

| | | |
|-----|------------------|------------------|
| “ ” | 1,740,411,328.05 | 1,857,713,762.46 |
| | 1.18 | 202,538.32 |
| | 1,608,401.09 | 4,184,317.24 |
| “ ” | 1,738,802,928.14 | 1,853,731,983.54 |
| | -11,736,470.76 | -27,475,713.25 |
| “ ” | 1,750,539,398.90 | 1,881,207,696.79 |
| “ ” | 1,750,539,398.90 | 1,881,207,696.79 |
| “ ” | | |
| | | |
| | | |
| 1. | | |
| 2. | | |
| 3. | | |
| 4. | | |
| 5. | | |
| | | |
| 1. | | |
| 2. | | |
| 3. | | |
| 4. | | |
| 5. | | |
| 6. | | |
| 7. | | |
| | 1,750,539,398.90 | 1,881,207,696.79 |
| | | |
| | | |

| | 2024 | 2023 |
|--|------------------|------------------|
| | | |
| | 5,033,912,807.48 | 8,305,453,775.07 |
| | | |
| | | |
| | | |
| | | |
| | | |
| | | |

| | | |
|--|------------------|------------------|
| | | |
| | | |
| | | |
| | 333,589,960.06 | |
| | 1,271,390,556.93 | 1,377,353,637.38 |
| | 6,638,893,324.47 | 9,682,807,412.45 |
| | 2,479,223,535.80 | 5,041,194,520.48 |
| | | |
| | | |
| | | |
| | | |
| | | |
| | | |
| | 141,882,532.92 | 188,436,076.09 |
| | 171,605,871.31 | 320,956,710.73 |
| | 1,850,887,049.13 | 1,703,871,452.76 |
| | 4,643,598,989.16 | 7,254,458,760.06 |
| | 1,995,294,335.31 | 2,428,348,652.39 |
| | | |
| | 1,309,011,440.46 | 1,241,899,832.17 |
| | 24,319,376.95 | 4,800,000.00 |
| | 1,399,677.36 | 37,293.77 |
| | 1,580,180.33 | |
| | | |
| | 1,336,310,675.10 | 1,246,737,125.94 |
| | 1,014,618.54 | 1,380,336.28 |
| | 1,378,942,627.00 | 1,075,312,657.36 |
| | | |
| | 3,747,433.41 | |
| | | |
| | 1,383,704,678.95 | 1,076,692,993.64 |
| | -47,394,003.85 | 170,044,132.30 |
| | | |
| | | |
| | 1,817,500,000.00 | 2,390,855,000.00 |
| | 608,594,623.05 | 405,561,873.06 |
| | 2,426,094,623.05 | 2,796,416,873.06 |
| | 5,370,653,700.00 | 7,150,090,000.00 |

| | | |
|--|-------------------|-------------------|
| | 477,076,697.40 | 984,312,935.56 |
| | 11,470,000.00 | 147,000.00 |
| | 441,335,582.17 | 1,300,169,894.81 |
| | 6,289,065,979.57 | 9,434,572,830.37 |
| | -3,862,971,356.52 | -6,638,155,957.31 |
| | | |
| | -1,915,071,025.06 | -4,039,763,172.62 |
| | 4,047,686,722.43 | 8,087,449,895.05 |
| | 2,132,615,697.37 | 4,047,686,722.43 |

| | 2024 | 2023 |
|--|-------------------|-------------------|
| | | |
| | 9,943,988.91 | 189,782,424.37 |
| | | |
| | 48,125,058,645.54 | 71,860,842,988.25 |
| | 48,135,002,634.45 | 72,050,625,412.62 |
| | 364,710.87 | 530,338.69 |
| | 12,075,434.91 | 17,506,447.69 |
| | 245,271.42 | 16,693,817.08 |
| | 50,799,123,131.65 | 73,096,049,609.35 |
| | 50,811,808,548.85 | 73,130,780,212.81 |
| | -2,676,805,914.40 | -1,080,154,800.19 |
| | | |
| | 1,779,712,403.33 | 125,547,005.31 |
| | 1,650,832,582.27 | 1,786,530,094.10 |
| | 23,327.43 | 15,176.99 |
| | | |
| | | |
| | 3,430,568,313.03 | 1,912,092,276.40 |
| | 152,867.92 | 824,999.99 |
| | 676,335,000.00 | 240,045,000.00 |
| | | |
| | | |
| | 676,487,867.92 | 240,869,999.99 |
| | 2,754,080,445.11 | 1,671,222,276.41 |

| | | |
|--|----------------|-----------------|
| | | |
| | | |
| | 750,000,000.00 | |
| | | |
| | 750,000,000.00 | |
| | 439,160,000.00 | |
| | 378,089,501.19 | 575,738,081.79 |
| | | |
| | 817,249,501.19 | 575,738,081.79 |
| | -67,249,501.19 | -575,738,081.79 |
| | | |
| | 10,025,029.52 | 15,329,394.43 |
| | 384,787,706.17 | 369,458,311.74 |
| | 394,812,735.69 | 384,787,706.17 |

| | 2024 | | | | | | | | | | | | | | |
|-----|------------------|--|--|--|-----------------------|--|--|--|----------------|--|-----------------------|--|-----------------------|---------------------|-----------------------|
| | | | | | | | | | | | | | | | |
| | | | | | | | | | | | | | | | |
| | 3,183,922,485.00 | | | | - 1,786,371,124.90 | | | | 787,603,367.89 | | 6,382,811,178.12 | | 8,567,965,906.11 | 1,091,501,829.64 | 9,659,467,735.75 |
| | | | | | | | | | | | | | | | |
| | | | | | | | | | | | | | | | |
| | | | | | | | | | | | | | | | |
| | 3,183,922,485.00 | | | | - 1,786,371,124.90 | | | | 787,603,367.89 | | 6,382,811,178.12 | | 8,567,965,906.11 | 1,091,501,829.64 | 9,659,467,735.75 |
| “ ” | | | | | | | | | 175,053,939.89 | | - 2,924,845,876.55 | | - 2,749,791,936.66 | - 444,139,484.12 | - 3,193,931,420.78 |
| | | | | | | | | | | | - 1,730,936,741.46 | | - 1,730,936,741.46 | - 117,592,292.52 | - 1,848,529,033.98 |
| | | | | | | | | | | | | | - 264,035,000.00 | - 264,035,000.00 | - 264,035,000.00 |

| | | | | | | | | | | | | | | | |
|---|--|--|--|--|--|--|--|--|--------------------|--|---------------------------|--|---------------------------|-------------------------|---------------------------|
| | | | | | | | | | | | | | | | |
| 1 | | | | | | | | | | | | | | 245,000.00 | 245,000.00 |
| 2 | | | | | | | | | | | | | | | |
| 3 | | | | | | | | | | | | | | | |
| 4 | | | | | | | | | | | | | | - 264,280,00 0.00 | - 264,280,00 0.00 |
| | | | | | | | | | 175,053, 939.89 | | - 1,193,909,1 35.09 | | - 1,018,855,19 5.20 | 62,512,191. 60 | - 1,081,367, 386.80 |
| 1 | | | | | | | | | 175,053, 939.89 | | - 175,053,939 .89 | | | | |
| 2 | | | | | | | | | | | | | | | |
| 3 | | | | | | | | | | | - 1,018,855,1 95.20 | | - 1,018,855,19 5.20 | - 62,512,191. 60 | - 1,081,367, 386.80 |
| 4 | | | | | | | | | | | | | | | |
| | | | | | | | | | | | | | | | |
| 1 | | | | | | | | | | | | | | | |

| | | | | | | | | | | | | | | | |
|---|----------------------|--|--|--|---------------------------|--|--|--------------------|--|----------------------|--|----------------------|--------------------|----------------------|--|
| | | | | | | | | | | | | | | | |
| 2 | | | | | | | | | | | | | | | |
| 3 | | | | | | | | | | | | | | | |
| 4 | | | | | | | | | | | | | | | |
| 5 | | | | | | | | | | | | | | | |
| 6 | | | | | | | | | | | | | | | |
| 1 | | | | | | | | | | | | | | | |
| 2 | | | | | | | | | | | | | | | |
| | | | | | | | | | | | | | | | |
| | 3,183,922, 485.00 | | | | - 1,786,371,1 24.90 | | | 962,657, 307.78 | | 3,457,965,3 01.57 | | 5,818,173,96 9.45 | 647,362,34 5.52 | 6,465,536, 314.97 | |

| | | | | | | | | | | | | | | | |
|--|------|--|--|--|--|--|--|--|--|--|--|--|--|--|--|
| | 2023 | | | | | | | | | | | | | | |
| | | | | | | | | | | | | | | | |
| | | | | | | | | | | | | | | | |

| | | | | | | | | | | | | | | | |
|---|----------------------|--|--|--|---------------------------|--|--|--|--------------------|--|-------------------------|--|-------------------------|-------------------------|---------------------------|
| | | | | | | | | | | | | | | | |
| | 3,183,922, 485.00 | | | | - 1,833,18 2,505.30 | | | | 599,482, 598.21 | | 7,232,294,8 59.56 | | 9,182,517,43 7.47 | 1,605,392,6 41.99 | 10,787,910, 079.46 |
| | | | | | | | | | | | | | | | |
| | | | | | | | | | | | | | | | |
| | | | | | | | | | | | | | | | |
| | 3,183,922, 485.00 | | | | - 1,833,18 2,505.30 | | | | 599,482, 598.21 | | 7,232,294,8 59.56 | | 9,182,517,43 7.47 | 1,605,392,6 41.99 | 10,787,910, 079.46 |
| | | | | | 46,811,3 80.40 | | | | 188,120, 769.68 | | - 849,483,681 .44 | | - 614,551,531. 36 | - 513,890,81 2.35 | - 1,128,442,3 43.71 |
| | | | | | | | | | | | 357,492,283 .44 | | 357,492,283. 44 | - 10,842,531. 95 | 346,649,75 1.49 |
| | | | | | 46,811,3 80.40 | | | | | | | | 46,811,380.4 0 | - 352,656,28 0.40 | - 305,844,90 0.00 |
| 1 | | | | | | | | | | | | | | 245,000.00 | 245,000.00 |
| 2 | | | | | | | | | | | | | | | |
| 3 | | | | | | | | | | | | | | | |

| | | | | | | | | | | | | | | | |
|---|--|--|--|--|---------------|--|--|--|----------------|--|------------------|--|------------------|----------------|------------------|
| | | | | | | | | | | | | | | | |
| 4 | | | | | 46,811,380.40 | | | | | | | | 46,811,380.40 | - | - |
| | | | | | | | | | | | | | | 352,901,280.40 | 306,089,900.00 |
| | | | | | | | | | 188,120,769.68 | | - | | - | - | - |
| 1 | | | | | | | | | 188,120,769.68 | | 1,206,975,964.88 | | 1,018,855,195.20 | 150,392,000.00 | 1,169,247,195.20 |
| 2 | | | | | | | | | | | | | | | |
| 3 | | | | | | | | | | | | | | | |
| | | | | | | | | | | | | | | | |
| 4 | | | | | | | | | | | | | | | |
| | | | | | | | | | | | | | | | |
| 1 | | | | | | | | | | | | | | | |
| 2 | | | | | | | | | | | | | | | |
| 3 | | | | | | | | | | | | | | | |
| 4 | | | | | | | | | | | | | | | |

| | | | | | | | | | | | | | | | |
|---|------------------|--|--|--|-----------------------|--|--|----------------|--|------------------|--|------------------|------------------|------------------|--|
| | | | | | | | | | | | | | | | |
| 5 | | | | | | | | | | | | | | | |
| 6 | | | | | | | | | | | | | | | |
| 1 | | | | | | | | | | | | | | | |
| 2 | | | | | | | | | | | | | | | |
| | | | | | | | | | | | | | | | |
| | 3,183,922,485.00 | | | | - 1,786,371,124.90 | | | 787,603,367.89 | | 6,382,811,178.12 | | 8,567,965,906.11 | 1,091,501,829.64 | 9,659,467,735.75 | |

| | | | | | | | | | | | | | | | |
|--|------------------|--|--|--|----------------|--|--|--|--|----------------|--|------------------|--|------------------|--|
| | 2024 | | | | | | | | | | | | | | |
| | | | | | | | | | | | | | | | |
| | 3,183,922,485.00 | | | | 772,100,668.79 | | | | | 825,717,944.56 | | 4,494,679,945.91 | | 9,276,421,044.26 | |
| | | | | | | | | | | | | | | | |
| | | | | | | | | | | | | | | | |

| | | | | | | | | | | | | |
|-----|----------------------|--|--|--|----------------|--|--|--|----------------|-------------------|--|-----------------------|
| | | | | | | | | | | | | |
| | 3,183,922,485. 00 | | | | 772,100,668.79 | | | | 825,717,944.56 | 4,494,679,945.91 | | 9,276,421,044.26 |
| “ ” | | | | | | | | | 175,053,939.89 | 556,630,263.81 | | 731,684,203.70 |
| | | | | | | | | | | 1,750,539,398.90 | | 1,750,539,398.90 |
| | | | | | | | | | | | | |
| 1 | | | | | | | | | | | | |
| 2 | | | | | | | | | | | | |
| 3 | | | | | | | | | | | | |
| 4 | | | | | | | | | | | | |
| | | | | | | | | | 175,053,939.89 | -1,193,909,135.09 | | - 1,018,855,195.20 |
| 1 | | | | | | | | | 175,053,939.89 | -175,053,939.89 | | |
| 2 | | | | | | | | | | -1,018,855,195.20 | | - 1,018,855,195.20 |
| 3 | | | | | | | | | | | | |
| | | | | | | | | | | | | |

| | | | | | | | | | | | | |
|---|------------------|--|--|--|----------------|--|--|--|------------------|------------------|--|-------------------|
| 1 | | | | | | | | | | | | |
| 2 | | | | | | | | | | | | |
| 3 | | | | | | | | | | | | |
| 4 | | | | | | | | | | | | |
| 5 | | | | | | | | | | | | |
| 6 | | | | | | | | | | | | |
| | | | | | | | | | | | | |
| 1 | | | | | | | | | | | | |
| 2 | | | | | | | | | | | | |
| | | | | | | | | | | | | |
| | 3,183,922,485.00 | | | | 772,100,668.79 | | | | 1,000,771,884.45 | 5,051,310,209.72 | | 10,008,105,247.96 |

| | | | | | | | | | | | | |
|--|------------------|--|--|--|----------------|--|--|--|----------------|------------------|--|------------------|
| | 2023 | | | | | | | | | | | |
| | | | | | | | | | | | | |
| | 3,183,922,485.00 | | | | 726,690,568.79 | | | | 637,597,174.88 | 3,820,448,214.00 | | 8,368,658,442.67 |
| | | | | | | | | | | | | |

| | | | | | | | | | | | | |
|-----|------------------|--|--|--|----------------|--|--|--|----------------|-------------------|--|-----------------------|
| | | | | | | | | | | | | |
| | | | | | | | | | | | | |
| | | | | | | | | | | | | |
| | 3,183,922,485.00 | | | | 726,690,568.79 | | | | 637,597,174.88 | 3,820,448,214.00 | | 8,368,658,442.67 |
| “ ” | | | | | 45,410,100.00 | | | | 188,120,769.68 | 674,231,731.91 | | 907,762,601.59 |
| | | | | | | | | | | 1,881,207,696.79 | | 1,881,207,696.79 |
| | | | | | 45,410,100.00 | | | | | | | 45,410,100.00 |
| 1 | | | | | | | | | | | | |
| 2 | | | | | | | | | | | | |
| 3 | | | | | | | | | | | | |
| 4 | | | | | 45,410,100.00 | | | | | | | 45,410,100.00 |
| | | | | | | | | | 188,120,769.68 | -1,206,975,964.88 | | - 1,018,855,195.20 |
| 1 | | | | | | | | | 188,120,769.68 | -188,120,769.68 | | |
| 2 | | | | | | | | | | -1,018,855,195.20 | | - 1,018,855,195.20 |
| 3 | | | | | | | | | | | | |

| | | | | | | | | | | | | |
|---|------------------|--|--|--|--------------------|--|--|----------------|------------------|--|------------------|--|
| | | | | | | | | | | | | |
| 1 | | | | | | | | | | | | |
| 2 | | | | | | | | | | | | |
| 3 | | | | | | | | | | | | |
| 4 | | | | | | | | | | | | |
| 5 | | | | | | | | | | | | |
| 6 | | | | | | | | | | | | |
| | | | | | | | | | | | | |
| 1 | | | | | | | | | | | | |
| 2 | | | | | | | | | | | | |
| | | | | | | | | | | | | |
| | 3,183,922,485.00 | | | | 772,100,668.7 9 | | | 825,717,944.56 | 4,494,679,945.91 | | 9,276,421,044.26 | |

(" " " ")
1989 5 19 [1989]24 2008
[2008]1341
828,000,000
1,061,307,495 2009 4 14
/ :913302001440685655 700 17F A
18F 19F 20F

2025 4 25

-

12

12

2024 12 1 31 2'



| | 1% |
|--|------|
| | 1% |
| | 2000 |

1

2

1

2

1

" "

2

1

2

3

4

1

2

5

6

7

12

12

" 13 "

30

12

12

| -- | | |
|----|--|--|
| -- | | |

| | | |
|-------|--|----|
| --- | | |
| --- / | | |
| --- | | 12 |
| --- | | |
| --- | | |

| | % |
|-----|-----|
| 1 | 5 |
| 1 2 | 10 |
| 2 3 | 30 |
| 3 4 | 60 |
| 4 5 | 80 |
| 5 | 100 |

" 13 "

()

" 13 "

1

2

3

-

4

5

6

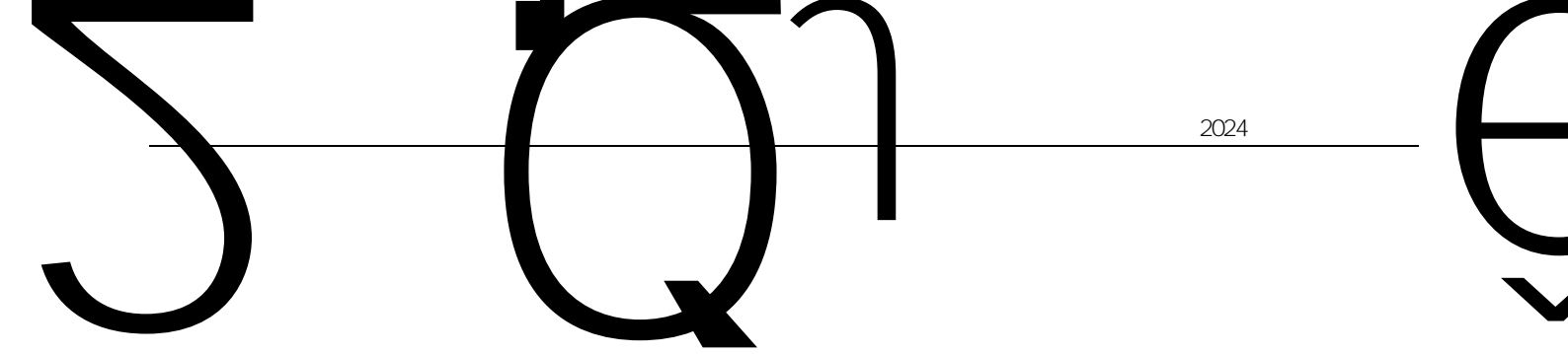
7

1

2

" 13 "

" 13 "



4i


Wj ý, ' 641 Ú AÑ6 I 1\

í

ë

ë

22 —




| | | | | |
|--|--|-------|----|---------------|
| | | | | |
| | | 20-40 | 5% | 4.75%-2.38% |
| | | 10-15 | 5% | 9.50%-6.33% |
| | | 4-5 | 5% | 23.75%-19.00% |
| | | 3-5 | 5% | 31.67%-19.00% |



(1)

(2)

(3)



A

B

A

B

C

D

E

14 ---

1 -

1

2

3

4

1

E

2



X

13 —

è

f O p Ç5FÇQ,ypĐ,9 Ñ K0

i

| | | |
|--|------|--------------------|
| | | |
| | | 13% 9% 6% 5% 3% |
| | | |
| | | 7% 5% |
| | | 25% 15% [2] |
| | [1] | |
| | | 3% |
| | | 2% |

| | |
|--|-----|
| | |
| | 15% |

2022 12

(GR202233100278)

15%

1 1.5%-3%

30.00% 50.00% 100.00% 50.00%

100.00% 200.00% 50.00% 40.00%

60.00% 20.00%

2 15%

25%

| | | |
|--|------------------|------------------|
| | | |
| | 2,132,615,697.37 | 4,047,686,722.43 |
| | 94,131,719.98 | 567,071,359.85 |
| | 2,226,747,417.35 | 4,614,758,082.28 |

4,500,242.70 1,258,642.14 88,372,835.14

31

| | | |
|-----|----------------|----------------|
| | | |
| 1 1 | 127,415,743.89 | 123,055,308.79 |
| 1 2 | 19,659,867.31 | 107,362,347.57 |
| 2 3 | 54,937,663.06 | 4,773,263.01 |
| 3 | 6,768,567.00 | 2,318,737.64 |

| | | | |
|---|---|----------------|----------------|
| 3 | 4 | 4,570,054.36 | 388,253.00 |
| 4 | 5 | 268,028.00 | 150,081.00 |
| 5 | | 1,930,484.64 | 1,780,403.64 |
| | | 208,781,841.26 | 237,509,657.01 |

| | | | | | | | | | |
|------|-------|------------|---------|--|--|--|--|--|--|
| 34,8 | | | | | | | | | |
| 45,4 | 16.69 | 34,845,421 | 100.00% | | | | | | |
| 21.3 | % | .34 | | | | | | | |
| 4 | | | | | | | | | |

| | | | | | | | | | |
|------|-------|------------|---------|--|--|--|--|--|--|
| 34,8 | | | | | | | | | |
| 45,4 | 16.69 | 34,845,421 | 100.00% | | | | | | |
| 21.3 | % | .34 | | | | | | | |
| 4 | | | | | | | | | |

| | | | | | | | | | |
|----------------|--------|---------------|--------|----------------|----------------|---------|---------------|-------|----------------|
| 173,936,419.92 | 83.31% | 19,251,386.11 | 11.07% | 154,685,033.81 | 237,509,657.01 | 100.00% | 20,454,399.33 | 8.61% | 217,055,257.68 |
|----------------|--------|---------------|--------|----------------|----------------|---------|---------------|-------|----------------|

| | | | | | | | | | |
|----------------|--------|---------------|--------|----------------|----------------|---------|---------------|-------|----------------|
| 173,936,419.92 | 83.31% | 19,251,386.11 | 11.07% | 154,685,033.81 | 237,509,657.01 | 100.00% | 20,454,399.33 | 8.61% | 217,055,257.68 |
|----------------|--------|---------------|--------|----------------|----------------|---------|---------------|-------|----------------|

| | | | | | | |
|--|------|------|---------------|---------------|--|--|
| | | | | | | |
| | 0.00 | 0.00 | 34,845,421.34 | 34,845,421.34 | | |

| | | | | |
|--|--|----------------|---------------|--------|
| | | | | |
| | | | | |
| | | 173,936,419.92 | 19,251,386.11 | 11.07% |
| | | 173,936,419.92 | 19,251,386.11 | |

| | | | | | | |
|--|---------------|---------------|--|--|-------------|---------------|
| | | | | | | |
| | | | | | | |
| | 20,454,399.33 | 33,768,851.95 | | | -126,443.83 | 54,096,807.45 |
| | 20,454,399.33 | 33,768,851.95 | | | -126,443.83 | 54,096,807.45 |

| | | | | | |
|--|----------------|--|----------------|--------|---------------|
| | | | | | |
| | 89,648,618.29 | | 89,648,618.29 | 41.42% | 4,482,430.91 |
| | 34,845,421.34 | | 34,845,421.34 | 16.10% | 34,845,421.34 |
| | 17,081,895.38 | | 17,081,895.38 | 7.89% | 1,579,202.62 |
| | 9,340,490.08 | | 9,340,490.08 | 4.32% | 2,802,147.02 |
| | 8,237,876.34 | | 8,237,876.34 | 3.81% | 411,893.82 |
| | 159,154,301.43 | | 159,154,301.43 | 73.54% | 44,121,095.71 |

| | | | | | | |
|--|--------------|------------|--------------|---------------|--------------|---------------|
| | | | | | | |
| | | | | | | |
| | 7,674,708.20 | 383,735.41 | 7,290,972.79 | 34,165,780.46 | 1,708,289.02 | 32,457,491.44 |
| | 7,674,708.20 | 383,735.41 | 7,290,972.79 | 34,165,780.46 | 1,708,289.02 | 32,457,491.44 |

| | | |
|--|--|----------------|
| | | |
| | | -25,166,518.65 |
| | | -25,166,518.65 |

| | | | | | | | | | | |
|--|--------------|---------|------------|-------|--------------|---------------|---------|--------------|-------|---------------|
| | | | | | | | | | | |
| | | | | | | | | | | |
| | 7,674,708.20 | 100.00% | 383,735.41 | 5.00% | 7,290,972.79 | 34,165,780.46 | 100.00% | 1,708,289.02 | 5.00% | 32,457,491.44 |
| | 7,674,708.20 | 100.00% | 383,735.41 | 5.00% | 7,290,972.79 | 34,165,780.46 | 100.00% | 1,708,289.02 | 5.00% | 32,457,491.44 |
| | 7,674,708.20 | 100.00% | 383,735.41 | 5.00% | 7,290,972.79 | 34,165,780.46 | 100.00% | 1,708,289.02 | 5.00% | 32,457,491.44 |

| | | |
|--|--------------|------------|
| | | |
| | 7,674,708.20 | 383,735.41 |
| | 7,674,708.20 | 383,735.41 |

| | | | | |
|--|---------------|--|---|---|
| | | | / | |
| | -1,324,553.61 | | | |
| | -1,324,553.61 | | | — |

| | | |
|--|----------------|----------------|
| | | |
| | | |
| | | |
| | 564,837,092.25 | 650,221,002.03 |
| | 564,837,092.25 | 650,221,002.03 |

| | | |
|--|----------------|----------------|
| | | |
| | 196,451,630.36 | 449,053,008.48 |
| | 93,522,652.03 | 96,311,922.85 |
| | 256,895,807.36 | 89,978,968.00 |
| | 58,381,551.46 | 51,736,067.67 |
| | 8,624,000.10 | 13,974,847.77 |
| | 191,100.00 | 293,413.78 |
| | 10,809,649.09 | 7,473,769.88 |



624,

| | | | | |
|------------|---------------|--|--|---------------|
| 2024 1 1 | | | | |
| — | | | | |
| — | | | | |
| — | | | | |
| — | | | | |
| | 1,138,301.75 | | | 1,138,301.75 |
| | | | | |
| | | | | |
| | | | | |
| | 300,000.00 | | | 300,000.00 |
| 2024 12 31 | 60,039,298.15 | | | 60,039,298.15 |

:

| | | | | | | |
|--|---------------|--------------|--|--|------------|---------------|
| | | | | | | |
| | | | | | | |
| | 58,600,996.40 | 1,138,301.75 | | | 300,000.00 | 60,039,298.15 |
| | 58,600,996.40 | 1,138,301.75 | | | 300,000.00 | 60,039,298.15 |

| | | | | | |
|--|--|----------------|---|--------|--------------|
| | | | | | |
| | | 140,113,274.10 | 1 | 22.42% | 7,005,663.71 |
| | | 112,031,949.12 | 1 | 17.93% | 5,601,597.46 |
| | | 76,762,718.00 | 1 | 12.28% | 3,838,135.90 |
| | | 43,700,000.00 | 1 | 6.99% | 2,185,000.00 |
| | | 31,110,000.00 | 1 | 4.98% | 1,555,500.00 |

| | | | | | |
|--|--|----------------|--|--------|---------------|
| | | 403,717,941.22 | | 64.60% | 20,185,897.07 |
|--|--|----------------|--|--------|---------------|

| | | | | | |
|-----|--|--------------|--------|---------------|--------|
| | | | | | |
| 1 | | 4,104,476.06 | 98.48% | 53,179,234.55 | 89.56% |
| 1 2 | | 63,548.01 | 1.52% | 5,324,964.47 | 8.97% |
| 2 3 | | | | 9,522.72 | 0.02% |
| 3 | | | | 863,500.00 | 1.45% |
| | | 4,168,024.07 | | 59,377,221.74 | |

1

1

| | | | | | |
|---|--|--|--------------|---|--------|
| | | | | | |
| | | | 1,418,396.23 | 1 | 34.03% |
| (| | | 1,322,307.00 | 1 | 31.73% |
|) | | | 1,084,240.40 | 1 | 26.01% |
| | | | 39,415.00 | 1 | 0.95% |
| | | | 38,600.00 | 1 | 0.93% |
| | | | 3,902,958.63 | | 93.65% |

3 —

| | | | | | |
|--|--|--|--|--|--|
| | | | | | |
| | | | | | |

| | | | | | | |
|--|-------------------|------------------|-------------------|-------------------|------------------|-------------------|
| | | | | | | |
| | 271,951,613.94 | | 271,951,613.94 | 33,228,720,277.35 | 2,019,358,770.47 | 31,209,361,506.88 |
| | 15,648,438,998.04 | 2,728,284,230.63 | 12,920,154,767.41 | 6,542,629,321.28 | 369,255,314.72 | 6,173,374,006.56 |
| | 15,920,390,611.98 | 2,728,284,230.63 | 13,192,106,381.35 | 39,771,349,598.63 | 2,388,614,085.19 | 37,382,735,513.44 |

“ ”

| | | | | | | | | | | | |
|--|------------------|------------------|--------------------------|--------------------------|--------------------------|--------------------|--------------------|--------------------|-------------------|--|--|
| | | | | | | | | | | | |
| | 2018 09 01 | 2021 10 12 | 270,000 ,000.00 | 258,886 ,295.48 | | | | 258,886 ,295.48 | 11,204, 426.36 | | |
| | 2020 12 02 | 2023 12 12 | 2,841,7 20,000. 00 | 2,592,3 26,097. 90 | 2,647,8 25,286. 60 | | 55,499, 188.70 | | | | |
| | 2020 12 31 | 2023 12 25 | 4,161,1 50,000. 00 | 3,682,4 68,180. 67 | 3,911,1 74,734. 40 | | 228,706 ,553.73 | | | | |
| | 2021 01 15 | 2024 01 12 | 3,579,3 70,000. 00 | 3,043,5 44,550. 81 | 3,172,5 26,049. 95 | | 128,981 ,499.14 | | | | |
| | 2021 01 04 | 2024 04 30 | 1,025,2 50,000. 00 | 913,006 ,630.05 | 948,107 ,158.63 | | 35,100, 528.58 | | | | |
| | 2021 09 27 | 2022 12 31 | 581,680 ,000.00 | 491,466 ,903.91 | 507,023 ,064.30 | | 15,556, 160.39 | | | | |
| | 2021 11 18 | 2024 06 30 | 953,200 ,000.00 | 798,642 ,534.29 | 848,457 ,214.54 | | 49,814, 680.25 | | | | |
| | 2021 06 08 | 2023 12 29 | 2,116,3 30,000. 00 | 1,816,3 83,944. 29 | 1,888,2 05,360. 42 | | 71,821, 416.13 | | | | |
| | 2021 06 17 | 2024 10 31 | 1,463,0 19,300. 00 | 1,067,2 10,149. 79 | 1,294,2 77,208. 58 | | 227,067 ,058.79 | | | | |
| | 2021 06 16 | 2023 12 12 | 1,720,6 63,700. 00 | 1,587,2 68,875. 30 | 1,623,5 10,606. 82 | | 36,241, 731.52 | | | | |
| | 2021 09 01 | 2024 03 06 | 1,903,8 98,700. 00 | 1,697,9 47,456. 41 | 1,634,9 63,047. 92 | 143,913 ,372.90 | 80,928, 964.41 | | | | |
| | 2021 10 18 | 2024 06 30 | 887,570 ,000.00 | 769,525 ,974.05 | 805,835 ,161.28 | | 36,309, 187.23 | | | | |
| | 2021 10 18 | 2024 06 30 | 1,398,4 10,000. 00 | 1,210,7 84,541. 57 | 1,278,4 26,531. 28 | | 67,641, 989.71 | | | | |
| | 2021 08 04 | 2024 06 30 | 2,223,6 68,300. 00 | 1,835,2 79,392. 34 | 2,067,5 68,292. 61 | | 232,288 ,900.27 | | | | |
| | 2021 | 2023 | 1,610,3 | 1,413,9 | 1,464,2 | | 50,359, | | | | |

| | | | | | | | | | | | |
|--|------------------|------------------|---------------------------|---------------------------|---------------------------|--------------------|--------------------------|--------------------|-------------------|--|----|
| | 09 27 | 12 26 | 80,000. 00 | 33,285. 01 | 92,861. 51 | | 576.50 | | | | |
| | 2021 08 30 | 2023 12 29 | 3,326,1 00,000. 00 | 3,290,1 23,802. 06 | 3,348,2 82,473. 58 | | 58,158, 671.52 | | | | |
| | 2021 09 02 | 2023 12 29 | 2,865,8 90,000. 00 | 2,602,9 18,186. 06 | 2,732,7 21,267. 73 | | 129,803 ,081.67 | | | | |
| | 2021 09 13 | 2023 12 29 | 2,813,6 00,000. 00 | 2,788,6 00,315. 93 | 2,858,3 24,480. 57 | | 69,724, 164.64 | | | | |
| | 2021 12 15 | 2024 04 30 | 1,617,7 60,000. 00 | 1,355,3 37,842. 97 | 1,423,5 14,384. 25 | | 68,176, 541.28 | | | | |
| | 2022 10 15 | 2025 05 31 | 103,000 ,000.00 | 13,065, 318.46 | | | | 13,065, 318.46 | | | |
| | -- | -- | 37,462, 660,000 .00 | 33,228, 720,277 .35 | 34,455, 035,184 .97 | 143,913 ,372.90 | 1,642,1 79,894. 46 | 271,951 ,613.94 | 11,204, 426.36 | | -- |

“ ”

| | | | | | | | | | | | |
|--|------------|----------|--------------------|--------------|-------------------|--------------------|-------------------|--|--|--|--|
| | | | | | | | | | | | |
| | 2021 30 | 06 06 | 10,465,511.1 5 | 3,822,620.89 | 4,239,418.80 | 10,048,713.2 4 | 69,345.10 | | | | |
| | 2020 30 | 09 30 | 82,752,748.2 5 | | 1,752,412.25 | 81,000,336.0 0 | | | | | |
| | 2021 25 | 06 25 | 14,183,828.1 2 | | 3,293,959.48 | 10,889,868.6 4 | 134,989.87 | | | | |
| | 2020 30 | 09 30 | 11,343,730.9 5 | 14,330.10 | 1,245,966.23 | 10,112,094.8 2 | | | | | |
| | 2021 20 | 06 20 | 10,566,768.2 5 | 1,059,694.70 | 4,837,269.18 | 6,789,193.77 | | | | | |
| | 2021 25 | 12 25 | 17,059,574.0 1 | | 3,667,160.96 | 13,392,413.0 5 | 201,741.21 | | | | |
| | 2021 24 | 12 24 | 14,098,995.2 1 | | 153,807.21 | 13,945,188.0 0 | | | | | |
| | 2022 27 | 01 27 | 56,442,553.6 1 | | 1,350,570.13 | 55,091,983.4 8 | 3,587,115.38 | | | | |
| | 2022 12 | 08 12 | 27,479,677.4 0 | 2,011,526.03 | 2,135,513.48 | 27,355,689.9 5 | 38,593.74 | | | | |
| | 2022 20 | 10 20 | 42,336,835.3 2 | | 16,002,365.9 7 | 26,334,469.3 5 | 891,481.06 | | | | |
| | 2022 08 | 04 08 | 28,317,167.2 3 | | 7,473,866.32 | 20,843,300.9 1 | 655,256.50 | | | | |
| | 2022 08 | 10 08 | 31,081,582.7 7 | 943,275.58 | 3,504,332.65 | 28,520,525.7 0 | 171,881.80 | | | | |
| | 2023 13 | 02 13 | 52,112,509.2 4 | 467,889.90 | 19,330,195.7 6 | 33,250,203.3 8 | 640,180.72 | | | | |
| | 2022 29 | 12 29 | 304,824,470. 34 | | 548,456.18 | 304,276,014. 16 | 39,746,512.2 1 | | | | |
| | 2022 20 | 12 20 | 26,275,337.5 1 | 7,000,701.38 | 22,676,891.4 0 | 10,599,147.4 9 | | | | | |

| | | | | | | | |
|---|------------|----------------|------------------|------------------|------------------|----------------|---------------|
| | 2022 12 23 | 22,257,815.76 | | 4,524,558.81 | 17,733,256.95 | 458,106.76 | |
| | 2022 12 26 | 574,722,602.10 | 2,333,391.27 | 246,614,025.15 | 330,441,968.22 | 15,345,396.89 | |
| | 2023 06 16 | 899,094,282.99 | 11,503,476.42 | 862,077,873.43 | 48,519,885.98 | 134,703.55 | |
| | 2023 03 30 | 716,623,776.56 | | 636,159,795.05 | 80,463,981.51 | 1,486,336.18 | |
| | 2023 06 16 | 536,061,788.88 | | 534,748,601.85 | 1,313,187.03 | | |
| | 2023 06 30 | 982,531,168.09 | 358,564.23 | 512,488,419.90 | 470,401,312.42 | 36,091,603.51 | |
| | 2023 12 21 | 472,574,940.88 | 12,898,491.67 | 427,920,093.73 | 57,553,338.82 | 3,327,298.44 | |
| | 2023 10 23 | 768,068,744.70 | | 301,495,837.66 | 466,572,907.04 | 38,352,695.16 | |
| - | 2023 11 28 | 462,498,308.27 | | 323,998,331.43 | 138,499,976.84 | 8,143,455.82 | |
| | 2023 12 12 | | 2,647,825,286.60 | 2,626,952,963.59 | 20,872,323.01 | 847,557.59 | |
| | 2023 12 25 | | 3,911,174,734.40 | 3,525,468,738.45 | 385,705,995.95 | 47,924,209.50 | |
| | 2024 01 12 | | 3,172,526,049.95 | 1,607,523,161.45 | 1,565,002,888.50 | 73,535,861.52 | 10,555.56 |
| | 2024 04 30 | | 948,107,158.63 | 935,304,452.33 | 12,802,706.30 | 87,622.46 | |
| | 2022 12 31 | | 507,023,064.30 | 477,944,351.49 | 29,078,712.81 | 122,773.05 | |
| | 2024 03 29 | | 848,457,214.54 | 721,499,888.03 | 126,957,326.51 | 618,388.84 | |
| | 2023 12 29 | | 1,888,205,360.42 | 906,179,991.01 | 982,025,369.41 | 55,177,999.88 | |
| | 2023 12 12 | | 1,623,510,606.82 | 1,387,036,026.65 | 236,474,580.17 | 6,363,902.51 | |
| | 2024 03 06 | | 1,634,963,047.92 | 705,624,499.12 | 929,338,548.80 | 70,811,980.03 | 4,213,188.23 |
| | 2024 04 23 | | 805,835,161.28 | 727,591,020.00 | 78,244,141.28 | 422,408.48 | |
| | 2024 06 24 | | 1,278,426,531.28 | 713,307,578.81 | 565,118,952.47 | 14,152,465.69 | -133,189.47 |
| | 2023 12 26 | | 1,464,292,861.51 | 742,581,399.91 | 721,711,461.60 | 46,436,959.26 | |
| | 2023 12 29 | | 2,732,721,267.73 | 2,404,225,870.20 | 328,495,397.53 | 12,741,469.55 | |
| | 2024 05 17 | | 1,423,514,384.25 | 313,660,140.25 | 1,109,854,244.00 | 44,666,344.39 | 2,969,360.36 |
| | 2024 12 30 | | 1,294,277,208.58 | 779,236,288.55 | 515,040,920.03 | 26,082,344.44 | 4,686,543.23 |
| | 2024 11 11 | | 2,067,568,292.61 | | 2,067,568,292.61 | 189,377,845.73 | 24,465,727.98 |
| | 2023 12 29 | | 3,348,282,473.58 | 1,592,623,379.50 | 1,755,659,094.08 | 115,223,908.06 | |
| | 2023 12 29 | | 2,858,324,480.57 | 1,220,539,442.58 | 1,637,785,037.99 | 98,315,432.88 | |
| | | 378,854,603.69 | 12,530,204.98 | 74,630,760.43 | 316,754,048.24 | 11,492,938.61 | -846,426.39 |
| | -- | 6,542,629,32 | 34,509,979,3 | 25,404,169,6 | 15,648,438,9 | 963,879,106. | 35,365,759.5 |

| | | | | | | | |
|--|---|------|-------|-------|-------|----|---|
| | | 1.28 | 52.12 | 75.36 | 98.04 | 37 | 0 |
| | “ | ” | “ | ” | “ | ” | |

| | | | | | | | |
|--|----------------------|----------------------|----------------------|----------------------|----------------------|----------------------|--|
| | | | | | | | |
| | 2,019,358.77 0.47 | | | | 2,019,358.77 0.47 | | |
| | 369,255,314. 72 | 1,350,362,18 3.15 | 2,019,358,77 0.47 | 1,010,692,03 7.71 | | 2,728,284,23 0.63 | |
| | 2,388,614,08 5.19 | 1,350,362,18 3.15 | 2,019,358,77 0.47 | 1,010,692,03 7.71 | 2,019,358,77 0.47 | 2,728,284,23 0.63 | |

| | | | | | | | |
|--|--------------------|------------------------|--------------------|--------------------|--------------------|--------------------|--|
| | | | | | | | |
| | 8,813,725.39 | - 4,682,733.86 | | 4,130,991.53 | | | |
| | 56,932,675.7 9 | - 15,592,559.3 6 | | | | 41,340,116.4 3 | |
| | 128,072,275. 74 | 264,632,532. 13 | 128,072,275. 74 | 64,986,878.8 6 | 128,072,275. 74 | 327,717,929. 01 | |
| | 101,526,274. 44 | 52,087,667.9 7 | | 58,574,702.1 4 | | 95,039,240.2 7 | |
| | 101,812,699. 56 | 61,809,171.6 6 | | 53,454,724.4 4 | | 110,167,146. 78 | |
| | 95,009,689.7 3 | 53,175,334.2 7 | | 37,426,891.0 7 | | 110,758,132. 93 | |
| | 24,064,475.2 8 | | 24,064,475.2 8 | 23,776,458.7 3 | 24,064,475.2 8 | 288,016.55 | |
| | 99,018,692.7 2 | - 4,813,923.57 | 99,018,692.7 2 | 88,203,852.6 9 | 99,018,692.7 2 | 6,000,916.46 | |
| | 128,583,624. 64 | 226,028,956. 83 | 128,583,624. 64 | 63,100,620.4 2 | 128,583,624. 64 | 291,511,961. 05 | |
| | 170,362,519. 98 | 27,364,914.3 0 | 170,362,519. 98 | 102,644,303. 14 | 170,362,519. 98 | 95,083,131.1 4 | |
| | 58,507,398.0 2 | | 58,507,398.0 2 | 51,012,089.0 3 | 58,507,398.0 2 | 7,495,308.99 | |
| | 71,425,713.4 1 | 82,930,304.1 5 | 71,425,713.4 1 | 30,914,783.1 4 | 71,425,713.4 1 | 123,441,234. 42 | |
| | 87,243,088.8 1 | - 2,021,142.98 | 87,243,088.8 1 | 82,624,758.0 7 | 87,243,088.8 1 | 2,597,187.76 | |
| | 100,882,054. | 24,141,518.9 | 100,882,054. | 59,642,327.8 | 100,882,054. | 65,381,246.0 | |

| | | | | | | | |
|--|----------------------|----------------------|----------------------|----------------------|----------------------|----------------------|--|
| | 94 | 5 | 94 | 8 | 94 | 1 | |
| | 429,406,449. 76 | 129,036,778. 56 | 429,406,449. 76 | | 429,406,449. 76 | 558,443,228. 32 | |
| | 201,420,524. 93 | 42,388,123.5 5 | 201,420,524. 93 | 102,461,090. 38 | 201,420,524. 93 | 141,347,558. 10 | |
| | 114,711,612. 38 | 71,935,106.4 9 | 114,711,612. 38 | 60,773,682.3 7 | 114,711,612. 38 | 125,873,036. 50 | |
| | 134,368,384. 77 | 98,656,526.5 3 | 134,368,384. 77 | 63,556,044.4 7 | 134,368,384. 77 | 169,468,866. 83 | |
| | 271,291,955. 09 | 79,264,562.7 5 | 271,291,955. 09 | 60,708,349.1 4 | 271,291,955. 09 | 289,848,168. 70 | |
| | 4,372,808.82 | | | 2,687,287.42 | | 1,685,521.40 | |
| | 361,274.41 | | | | | 361,274.41 | |
| | | 14,268,899.3 4 | | | | 14,268,899.3 4 | |
| | | 4,999,003.89 | | | | 4,999,003.89 | |
| | | 25,437,941.3 5 | | | | 25,437,941.3 5 | |
| | | 119,315,200. 20 | | | | 119,315,200. 20 | |
| | 426,166.58 | | | 12,202.79 | | 413,963.79 | |
| | 2,388,614,08 5.19 | 1,350,362,18 3.15 | 2,019,358,77 0.47 | 1,010,692,03 7.71 | 2,019,358,77 0.47 | 2,728,284,23 0.63 | |

| | | | |
|--|---------------|--------------|----------------|
| | | | |
| | | | |
| | 24,465,727.98 | 6.47% | 189,377,845.73 |
| | 4,686,543.23 | 4.00% | 26,082,344.44 |
| | 4,213,188.23 | 6.00% | 70,811,980.03 |
| | 2,969,360.36 | 3.82% | 44,666,344.39 |
| | -969,060.30 | 4.27%-11.45% | 644,145,018.14 |
| | 35,365,759.50 | | 975,083,532.73 |

| | | |
|--|------------------|------------------|
| | | |
| | 1,835,279,392.34 | |
| | 982,531,168.09 | 470,401,312.42 |
| | 2,788,600,315.93 | 1,637,785,037.99 |
| | 3,290,123,802.06 | |
| | 3,043,544,550.81 | |
| | 768,068,744.70 | |
| | 1,413,933,285.01 | 721,711,461.60 |
| | 1,355,337,842.97 | 1,109,854,244.00 |
| | 1,067,210,149.79 | |
| | 1,697,947,456.41 | 929,338,548.80 |

| | | | |
|--|-------------------|------------------|--|
| | 18,242,576,708.11 | 4,869,090,604.81 | |
|--|-------------------|------------------|--|

| | | |
|--|------------------|------------------|
| | | |
| | 1,319,680,488.37 | 2,595,932,322.90 |
| | 87,631,735.06 | 294,212,882.84 |
| | | 138,141.59 |
| | 1,407,312,223.43 | 2,890,283,347.33 |

| | | | | | | | | | | | | |
|--|--------|--|--|-----------|--|--|--|---|--|--|--------|--|
| | | | | | | | | | | | | |
| | 95,225 | | | 506,185.8 | | | | - | | | 28,985 | |

| | | | | | | | | | | | |
|---|-----------------------|--|--|--------------------------------|------------------------|--|------------------------|--|--|-----------------------|--|
| | ,313.6 0 | | | | 9 | | 66,745,90 0.00 | | | ,599.4 9 | |
| | 78,074 ,985.0 7 | | | | - 24,558,08 0.03 | | | | | 53,516 ,905.0 4 | |
| | 4,337, 564.04 | | | - 1,25 0,00 0.00 | | | - 3,087,564 .04 | | | | |
| | 24,893 ,622.3 0 | | | - 22,6 49,9 92.4 4 | - 2,243,629 .86 | | | | | | |
| | 3,128, 870.59 | | | | - 254,075.6 2 | | - 2,523,348 .00 | | | 351,44 6.97 | |
| | 3,958, 733.17 | | | | 631,553.0 6 | | - 3,719,916 .00 | | | 870,37 0.23 | |
| | 39,161 ,008.8 3 | | | | 29,926,68 4.37 | | - 55,000,00 0.00 | | | 14,087 ,693.2 0 | |
| | 15,602 ,544.8 6 | | | | - 4,759,744 .97 | | - 3,472,000 .00 | | | 7,370, 799.89 | |
| | 58,807 ,233.7 6 | | | - 64,6 77,4 82.0 4 | 5,870,248 .28 | | | | | | |
| 1 | 12,960 ,108.9 5 | | | | - 127,402.8 0 | | | | | 12,832 ,706.1 5 | |
| | 8,216, 455.54 | | | - 5,00 0,00 0.00 | -8.80 | | - 3,216,446 .74 | | | | |
| | 5,904, 035.73 | | | | - 1,238,044 .59 | | - 2,400,000 .00 | | | 2,265, 991.14 | |
| | 6,723, 488.89 | | | | - 339,943.6 3 | | | | | 6,383, 545.26 | |
| | 5,684, 316.03 | | | | - 3,717,918 .06 | | - 1,950,000 .00 | | | 16,397 .97 | |
| | 20,525 ,478.5 8 | | | | 6,709,401 .47 | | - 15,750,00 0.00 | | | 11,484 ,880.0 5 | |
| | 3,720, 995.17 | | | | - 212,519.7 5 | | - 2,125,000 .00 | | | 1,383, 475.42 | |
| | 55,622 ,097.2 | | | - 13,2 | 14,437,08 9.34 | | - 16,500,00 | | | 40,359 ,186.5 | |

| | | | | | | | | | | | | |
|--|--------------------------|-----------------------|--|---------------------------------|------------------------|--|--|-------------------------|--|--|------------------------|--|
| | 1 | | | 00,0 00.0 0 | | | | 0.00 | | | 5 | |
| | 37,133 ,295.8 2 | | | | | | | | | | 40,899 ,909.6 4 | |
| | 24,804 ,778.7 8 | | | - 4,50 0,00 0.00 | - 1,701,575 .23 | | | | | | 18,603 ,203.5 5 | |
| | 89,131 ,766.5 0 | | | | - 38,689,36 4.99 | | | | | | 50,442 ,401.5 1 | |
| | 167,70 7,992. 53 | | | - 145, 000, 000. 00 | 2,750,242 .26 | | | - 8,650,000 .00 | | | 16,808 ,234.7 9 | |
| | 20,582 ,037.7 0 | | | | - 3,223,992 .49 | | | | | | 17,358 ,045.2 1 | |
| | 220,00 0,000. 00 | 36,19 8,967. 85 | | - 220, 000, 000. 00 | | | | | | | | |
| | 124,08 1,430. 60 | | | | - 3,376,337 .53 | | | - 81,961,15 0.00 | | | 38,743 ,943.0 7 | |
| | 95,090 ,276.5 5 | | | - 122, 500, 000. 00 | 30,409,70 7.34 | | | | | | 2,999, 983.89 | |
| | 1,093, 013.91 | | | | - 430,439.9 3 | | | | | | 662,57 3.98 | |
| | 88,926 ,662.3 5 | | | | | | | | | | 88,926 ,662.3 5 | |
| | 48,596 ,230.8 6 | | | | - 10,329,92 1.30 | | | | | | 38,266 ,309.5 6 | |
| | 1,359, 694,33 7.92 | 36,19 8,967. 85 | | - 598, 777, 474. 48 | - 195,273.7 5 | | | - 267,101,3 24.78 | | | 493,62 0,264. 91 | |
| | | | | | | | | | | | | |
| | 1,359, 694,33 7.92 | 36,19 8,967. 85 | | - 598, 777, 474. 48 | - 195,273.7 5 | | | - 267,101,3 24.78 | | | 493,62 0,264. 91 | |

1 1.5 15% 2024 12 31

| | | |
|--|----------------|----------------|
| | | |
| | 213,381,716.19 | 192,729,486.32 |
| | 213,381,716.19 | 192,729,486.32 |

| | | | |
|--|---|----------------|--------|
| | | | |
| | 1 | 190,947,803.51 | 40.00% |
| | 2 | 22,433,912.68 | 14.81% |
| | | 213,381,716.19 | |

1 40%
 2 1,000.00 14.81% -

| | | | | |
|-------|----------------|--|--|----------------|
| | | | | |
| 1. | 922,502,840.01 | | | 922,502,840.01 |
| 2. | | | | |
| 1 | | | | |
| 2 \ \ | | | | |
| 3 | | | | |
| 3. | | | | |
| 1 | | | | |
| 2 | | | | |
| 4. | 922,502,840.01 | | | 922,502,840.01 |
| 1. | 296,184,509.76 | | | 296,184,509.76 |
| 2. | 41,327,106.71 | | | 41,327,106.71 |
| 1 | 41,327,106.71 | | | 41,327,106.71 |
| 3. | | | | |

| | | | | |
|----|----------------|--|--|----------------|
| 1 | | | | |
| 2 | | | | |
| 4. | 337,511,616.47 | | | 337,511,616.47 |
| | | | | |
| 1. | | | | |
| 2. | | | | |
| 1 | | | | |
| 3. | | | | |
| 1 | | | | |
| 2 | | | | |
| 4. | | | | |
| | | | | |
| 1. | 584,991,223.54 | | | 584,991,223.54 |
| 2. | 626,318,330.25 | | | 626,318,330.25 |

| | | |
|--|---------------|---------------|
| | | |
| | 21,372,458.83 | 24,173,519.66 |
| | | |
| | 21,372,458.83 | 24,173,519.66 |

| | | | | | |
|----|---------------|--------------|--------------|---------------|---------------|
| | | | | | |
| | | | | | |
| 1. | 39,832,028.49 | 4,803,559.32 | 5,066,166.86 | 13,647,546.11 | 63,349,300.78 |
| 2. | | 1,236,427.07 | | | 1,236,427.07 |
| 1 | | 1,213,606.56 | | | 1,213,606.56 |
| 2 | | | | | |

| | | | | | |
|----|---------------|--------------|--------------|---------------|---------------|
| 3 | | | | | |
| 4 | | 22,820.51 | | | 22,820.51 |
| 3. | | 1,672,843.02 | 695,768.03 | 191,982.93 | 2,560,593.98 |
| 1 | | 1,672,843.02 | 695,768.03 | 191,982.93 | 2,560,593.98 |
| 4. | 39,832,028.49 | 4,367,143.37 | 4,370,398.83 | 13,455,563.18 | 62,025,133.87 |
| | | | | | |
| 1. | 19,941,989.75 | 3,272,555.52 | 2,595,912.25 | 13,365,323.60 | 39,175,781.12 |
| 2. | 1,739,264.02 | 846,711.53 | 546,653.21 | 215,711.56 | 3,348,340.32 |
| 1 | 1,739,264.02 | 825,032.04 | 546,653.21 | 215,711.56 | 3,326,660.83 |
| 2 | | 21,679.49 | | | 21,679.49 |
| 3. | | 1,027,500.80 | 660,971.77 | 182,973.83 | 1,871,446.40 |
| 1 | | 1,027,500.80 | 660,971.77 | 182,973.83 | 1,871,446.40 |
| 4. | 21,681,253.77 | 3,091,766.25 | 2,481,593.69 | 13,398,061.33 | 40,652,675.04 |
| | | | | | |
| 1. | | | | | |
| 2. | | | | | |
| 1 | | | | | |
| 3. | | | | | |
| 1 | | | | | |
| 4. | | | | | |
| | | | | | |
| 1. | 18,150,774.72 | 1,275,377.12 | 1,888,805.14 | 57,501.85 | 21,372,458.83 |
| 2. | 19,890,038.74 | 1,531,003.80 | 2,470,254.61 | 282,222.51 | 24,173,519.66 |

| | | |
|----|--------------|--------------|
| | | |
| | | |
| 1. | 8,344,513.06 | 8,344,513.06 |
| 2. | | |
| 3. | 8,344,513.06 | 8,344,513.06 |
| 1 | 8,344,513.06 | 8,344,513.06 |
| 4. | 0.00 | 0.00 |
| | | |
| 1. | 5,997,872.65 | 5,997,872.65 |
| 2. | 99,125.22 | 99,125.22 |
| 1 | 99,125.22 | 99,125.22 |
| 3. | 6,096,997.87 | 6,096,997.87 |
| 1 | 6,096,997.87 | 6,096,997.87 |
| 4. | | |
| | | |
| 1. | | |
| 2. | | |
| 3. | | |
| 4. | | |
| | | |
| 1. | | |
| 2. | 2,346,640.41 | 2,346,640.41 |

| | | | |
|----|---------------|--------------|---------------|
| | | | |
| 1. | 18,773,667.14 | 2,679,000.00 | 21,452,667.14 |
| 2. | 152,867.92 | | 152,867.92 |
| 1 | 152,867.92 | | 152,867.92 |
| 3. | | | |
| 4. | 18,926,535.06 | 2,679,000.00 | 21,605,535.06 |
| | | | |
| 1. | 13,750,942.66 | 228,000.00 | 13,978,942.66 |
| 2. | 1,928,717.33 | 57,000.00 | 1,985,717.33 |
| 1 | 1,928,717.33 | 57,000.00 | 1,985,717.33 |
| 3. | | | |
| 4. | 15,679,659.99 | 285,000.00 | 15,964,659.99 |
| | | | |
| 1. | | | |
| 2. | | | |
| 3. | | | |
| 4. | | | |
| | | | |
| 1. | 3,246,875.07 | 2,394,000.00 | 5,640,875.07 |
| 2. | 5,022,724.48 | 2,451,000.00 | 7,473,724.48 |

0.00%

| | | | | |
|--|--|--|--|--|
| | | | | |
|--|--|--|--|--|

| | | | | |
|--|--------------|--|--|--------------|
| | 7,856,648.51 | | | 7,856,648.51 |
| | 7,856,648.51 | | | 7,856,648.51 |

,

| | | | | |
|--|----------------|---------------|----------------|---------------|
| | | | | |
| | 91,235,222.33 | 22,647,746.88 | 126,170,998.99 | 31,466,950.96 |
| | 428,806,100.65 | | | |

| | | | | |
|--|--|----------------|---------------|----------------|
| | | 124,969,107.61 | 16,625,573.82 | 249,825,880.03 |
| | | 13,675,684.16 | 16,625,573.82 | 21,779,422.13 |

| | | | | |
|--|--|------------------|--|------------------|
| | | | | |
| | | 3,315,642,345.47 | | 2,379,405,738.80 |
| | | 3,540,820,608.55 | | 1,813,573,133.89 |
| | | 103,052,985.84 | | 123,715,215.71 |
| | | 6,959,515,939.86 | | 4,316,694,088.40 |

| | | | | |
|------|--|------------------|------------------|--|
| | | | | |
| 2029 | | 1,506,954,000.20 | | |
| 2028 | | 670,885,924.65 | 480,398,818.21 | |
| 2027 | | 951,559,249.52 | 991,354,632.58 | |
| 2026 | | 336,381,073.60 | 271,924,510.87 | |
| 2025 | | 75,040,360.58 | 67,971,402.85 | |
| 2024 | | | 1,923,769.38 | |
| | | 3,540,820,608.55 | 1,813,573,133.89 | |

| | | | | |
|---|------------------|------------------|--|------|
| | | | | |
| | | | | |
| | 4,869,090,604.81 | 4,034,817,629.98 | | 10 5 |
| | 826,251,384.42 | 504,209,793.68 | | |
| | 39,832,028.49 | 18,150,774.72 | | |
| | 3,528,440.25 | 3,352,018.24 | | |
| | 94,131,719.98 | 94,131,719.98 | | |
| - | 4,500,242.70 | 4,500,242.70 | | |
| - | 1,258,642.14 | 1,258,642.14 | | |
| - | 88,372,835.14 | 88,372,835.14 | | |

| | | | | |
|--|------------------|------------------|--|--|
| | 5,832,834,177.95 | 4,654,661,936.60 | | |
|--|------------------|------------------|--|--|

| | | |
|--|----------------|------------------|
| | | |
| | 490,000,000.00 | |
| | 169,500,000.00 | 1,144,665,000.00 |
| | | 536,190,000.00 |
| | | 200,000,000.00 |
| | 757,528.90 | 2,086,016.40 |
| | 660,257,528.90 | 1,882,941,016.40 |

| | | |
|--|------------------|------------------|
| | | |
| | 2,163,583,026.85 | 2,860,895,895.43 |
| | 244,162,090.77 | 223,198,590.58 |
| | 2,407,745,117.62 | 3,084,094,486.01 |

| | | |
|--|------------------|------------------|
| | | |
| | | |
| | 1,432,376,014.38 | 648,289,965.98 |
| | 987,367,373.86 | 2,269,818,896.40 |
| | 2,419,743,388.24 | 2,918,108,862.38 |

| | | |
|--|------------------|----------------|
| | | |
| | 837,241,596.80 | 348,940,798.40 |
| | 588,903,168.00 | 294,451,584.00 |
| | 6,231,249.58 | 4,897,583.58 |
| | 1,432,376,014.38 | 648,289,965.98 |

643,392,382.40

1

1

| | | |
|--|----------------|------------------|
| | | |
| | 446,036,091.72 | 1,337,776,265.61 |
| | 73,453,431.64 | 316,842,871.25 |
| | 308,534,950.34 | 301,811,902.99 |
| | 31,766,302.63 | 28,416,805.82 |
| | 5,467,280.00 | 5,467,280.00 |
| | 122,109,317.53 | 279,503,770.73 |
| | 987,367,373.86 | 2,269,818,896.40 |

| | | |
|--|----------------|--|
| | | |
| | 132,189,479.23 | |
| | 112,890,738.49 | |
| | 50,530,040.00 | |
| | 35,909,171.25 | |
| | 25,000,000.00 | |
| | 356,519,428.97 | |

| | | |
|--|---------------|---------------|
| | | |
| | 17,621,229.94 | 17,989,134.25 |
| | 17,621,229.94 | 17,989,134.25 |

| | | |
|--|------------------|-------------------|
| | | |
| | 4,286,440,816.39 | 23,765,116,148.07 |
| | 465,722.79 | 374,302.39 |
| | 4,286,906,539.18 | 23,765,490,450.46 |

1

| | | |
|--|--------------------|---|
| | | |
| | -19,478,675,331.68 | |
| | -19,478,675,331.68 | — |

3 —

| | | | | | | | |
|---|--|------------------|------------------|------|----|----|--------|
| | | | | | | | |
| 1 | | 2,371,216,019.69 | 1,104,771,851.76 | 2023 | 12 | 29 | 99.84% |
| 2 | | 456,066,382.16 | 769,677,251.84 | 2024 | 11 | 11 | 47.72% |

3

1,053,029,701.72

47. 7

| | | |
|--|----------------|----------------|
| | 51,535.04 | 227,339.34 |
| | 2,700,007.60 | 1,756,599.06 |
| | 10,431,151.06 | 12,024,405.33 |
| | 216,818,360.52 | 346,445,349.02 |

| | | |
|--|----------------|------------------|
| | | |
| | 401,064,294.87 | 1,361,724,052.16 |
| | | 63,654,316.49 |
| | | 1,687,491.32 |
| | 401,064,294.87 | 1,427,065,859.97 |

| | | |
|--|----------------|------------------|
| | | |
| | 385,821,588.53 | 2,138,882,911.46 |
| | 385,821,588.53 | 2,138,882,911.46 |

| | | |
|--|------------------|-------------------|
| | | |
| | 1,271,840,000.00 | |
| | 139,261,300.00 | |
| | 682,000,000.00 | |
| | | 2,757,900,000.00 |
| | | 1,281,000,000.00 |
| | 2,664,294.87 | 5,824,052.16 |
| | -401,064,294.87 | -1,361,724,052.16 |
| | 1,694,701,300.00 | 2,683,000,000.00 |

| | | |
|-------|------|----------------|
| | | |
| 20 01 | 0.00 | 53,310,705.03 |
| 20 02 | 0.00 | 345,408,019.19 |
| | 0.00 | -63,654,316.49 |
| | 0.00 | 335,064,407.73 |

| | | | | | | | | | | | | |
|---------------|----------------|-------|-----------------|---|----------------|----------------|---|---------------|--------------|----------------|------|---|
| | | | | | | | | | | | | |
| 20 01 1 | 50,000,000.00 | 8.00% | 2020 1 13 | 5 | 47,590,000.00 | 53,310,705.03 | - | 131,506.85 | 557,788.12 | 54,000,000.00 | 0.00 | |
| 20 02 1 | 336,000,000.00 | 8.00% | 2020 8 12 | 5 | 307,520,000.00 | 345,408,019.19 | - | 16,536,388.54 | 935,592.27 | 362,880,000.00 | 0.00 | |
| | — | — | — | — | 355,110,000.00 | 398,718,724.22 | - | 16,667,895.39 | 1,493,380.39 | 416,880,000.00 | 0.00 | — |

1 2019 1 11

6.7

[2019]58

6.7

8%

2024 1 13

2024 8 12

" 20

01"

" 20

02"

| | | | |
|--|---------------|--------------|--|
| | | | |
| | 20,249,734.91 | 8,377,885.13 | |
| | 20,249,734.91 | 8,377,885.13 | |

| | | | |
|--|------------------|-----|------------------|
| | | + - | |
| | 3,183,922,485.00 | | 3,183,922,485.00 |

| | | | | |
|--|-------------------|--|--|-------------------|
| | | | | |
| | -1,786,371,124.90 | | | -1,786,371,124.90 |
| | -1,786,371,124.90 | | | -1,786,371,124.90 |

| | | | | |
|--|----------------|----------------|--|----------------|
| | | | | |
| | 787,603,367.89 | 175,053,939.89 | | 962,657,307.78 |
| | 787,603,367.89 | 175,053,939.89 | | 962,657,307.78 |

| | | | |
|--|--|-------------------|------------------|
| | | | |
| | | 6,382,811,178.12 | 7,232,294,859.56 |
| | | 6,382,811,178.12 | 7,232,294,859.56 |
| | | -1,730,936,741.46 | 357,492,283.44 |
| | | 175,053,939.89 | 188,120,769.68 |
| | | 1,018,855,195.20 | 1,018,855,195.20 |
| | | 3,457,965,301.57 | 6,382,811,178.12 |

| | | | |
|---|------|------|------|
| 1 | | | 0.00 |
| 2 | 0.00 | | |
| 3 | | 0.00 | |
| 4 | | | 0.00 |
| 5 | 0.00 | | |

| | | | | |
|--|-------------------|-------------------|-------------------|-------------------|
| | | | | |
| | 23,893,397,066.27 | 22,994,615,585.66 | 22,232,895,507.21 | 19,967,721,517.66 |
| | 87,490,794.97 | 48,748,857.17 | 100,495,465.06 | 58,851,319.92 |

| | | | | |
|--|-------------------|-------------------|-------------------|-------------------|
| | 23,980,887,861.24 | 23,043,364,442.83 | 22,333,390,972.27 | 20,026,572,837.58 |
|--|-------------------|-------------------|-------------------|-------------------|

| | | | | |
|----|-------------------|--|-------------------|--|
| | | | | |
| | 23,980,887,861.24 | | 22,333,390,972.27 | |
| | | | | |
| | | | | |
| | | | | |
| 1. | | | | |
| 2. | | | | |
| 3. | | | | |
| 4. | | | | |
| 5. | | | | |
| 6. | | | | |
| | | | | |
| | | | | |
| 1. | | | | |
| 2. | | | | |
| 3. | | | | |
| 4. | | | | |
| 5. | | | | |
| 6. | | | | |
| | | | | |
| | | | | |
| | 23,980,887,861.24 | | 22,333,390,972.27 | |

| | | |
|--|-------------------|-------------------|
| | | |
| | 23,980,887,861.24 | 23,043,364,442.83 |
| | | |

| | | |
|--|-------------------|-------------------|
| | 23,822,165,521.29 | 22,960,791,322.35 |
| | 70,267,825.20 | 33,824,263.31 |
| | 963,719.78 | |
| | 69,717,077.25 | 41,327,106.71 |
| | 1,312,295.56 | |
| | 16,461,422.16 | 7,421,750.46 |
| | 23,980,887,861.24 | 23,043,364,442.83 |
| | | |
| | 11,587,796,350.28 | 11,167,811,776.74 |
| | 12,393,091,510.96 | 11,875,552,666.09 |
| | 23,980,887,861.24 | 23,043,364,442.83 |

1

À 0 P p"3i À

3,031,045

\$ 1,045

| | | |
|--|----------------|----------------|
| | 107,943,166.21 | -16,680,081.21 |
|--|----------------|----------------|

| | | |
|--|----------------|----------------|
| | | |
| | 88,723,235.71 | 97,908,677.50 |
| | 10,766,744.57 | 21,830,057.87 |
| | 2,751,630.94 | 6,077,488.00 |
| | 2,893,823.82 | 9,753,798.59 |
| | 3,849,263.46 | 5,002,636.49 |
| | 3,132,806.77 | 3,209,080.47 |
| | 99,125.22 | 3,652,530.04 |
| | 2,078,578.03 | 1,769,862.49 |
| | 9,866,555.31 | 16,094,577.23 |
| | 124,161,763.83 | 165,298,708.68 |

| | | |
|--|----------------|----------------|
| | | |
| | 305,926,489.74 | 140,242,309.83 |
| | 359,916,926.98 | 346,202,714.06 |
| | 33,715,269.24 | 47,173,887.29 |
| | 7,502,003.08 | 21,714,422.12 |
| | 51,103,339.04 | 77,553,875.51 |
| | 758,164,028.08 | 632,887,208.81 |

| | | |
|--|---------------|---------------|
| | | |
| | 5,605,404.18 | 4,904,255.73 |
| | 4,774,171.56 | 14,419,599.13 |
| | 253,942.90 | 2,766,497.94 |
| | 10,633,518.64 | 22,090,352.80 |

| | | |
|--|----------------|----------------|
| | | |
| | 168,386,401.26 | 149,696,120.75 |
| | -60,316,884.60 | -86,137,411.19 |
| | 1,403,132.94 | 2,054,582.66 |
| | 4,908.35 | 113,910.53 |

| | | |
|--|----------------|---------------|
| | 109,477,557.95 | 65,727,202.75 |
|--|----------------|---------------|

| | | |
|--|---------------|---------------|
| | | |
| | 10,533,807.84 | 38,661,109.67 |
| | 219,067.66 | 2,598,343.52 |
| | 10,752,875.50 | 41,259,453.19 |

| | | |
|--|---------------|---------------|
| | | |
| | 20,662,229.87 | 44,425,709.75 |
| | 20,662,229.87 | 44,425,709.75 |

| | | |
|--|----------------|----------------|
| | | |
| | -12,067,123.53 | 647,836,079.74 |
| | 2,113,526.83 | 195,572.45 |
| | 25,330.50 | 34,205.93 |
| | 2,990,782.45 | 191,686.55 |
| | -6,937,483.75 | 648,257,544.67 |

| | | |
|--|----------------|---------------|
| | | |
| | -33,768,851.95 | -6,779,752.51 |
| | -1,138,301.75 | 31,360,586.65 |
| | -34,907,153.70 | 24,580,834.14 |

| | | |
|--|-------------------|-------------------|
| | | |
| | -1,350,362,183.15 | -1,252,208,541.90 |
| | | -36,198,967.85 |
| | 1,324,553.61 | 3,887,230.42 |
| | -1,349,037,629.54 | -1,284,520,279.33 |

| | | |
|--|-------------|-----------|
| | | |
| | 145,018.51 | 31,926.25 |
| | -555,115.52 | |
| | -410,097.01 | 31,926.25 |

| | | | |
|--|--------------|--------------|--------------|
| | | | |
| | 5,077,548.21 | 4,073,415.88 | 5,077,548.21 |
| | 906,959.58 | 1,346,064.23 | 906,959.58 |
| | 1,485,816.35 | 2,612,497.40 | 1,485,816.35 |
| | 7,470,324.14 | 8,031,977.51 | 7,470,324.14 |

| | | | |
|--|---------------|--------------|---------------|
| | | | |
| | 431,362.49 | 518,921.63 | 431,362.49 |
| | 532,000.00 | 1,444,100.58 | 532,000.00 |
| | 4,327,138.75 | 1,825,296.43 | 4,327,138.75 |
| | 2,753.07 | 9,790.55 | 2,753.07 |
| | 5,415,861.25 | 5,454,289.73 | 5,415,861.25 |
| | 10,709,115.56 | 9,252,398.92 | 10,709,115.56 |

| | | |
|--|----------------|----------------|
| | | |
| | 195,717,126.43 | 173,026,332.44 |
| | 116,839,241.20 | 390,633,426.19 |

| | | |
|--|----------------|----------------|
| | 312,556,367.63 | 563,659,758.63 |
|--|----------------|----------------|

| | | |
|---|--|-------------------|
| | | |
| | | -1,535,972,666.35 |
| / | | -383,993,166.59 |
| | | -2,220,900.24 |
| | | 2,482,670.14 |
| | | 11,296,695.88 |
| | | 2,147,552.41 |
| | | 681,248,488.23 |
| | | 1,595,027.80 |
| | | 312,556,367.63 |

| | | |
|--|------------------|------------------|
| | | |
| | 1,110,830,747.35 | 800,738,333.33 |
| | | 372,800,000.00 |
| | 70,568,231.63 | 69,178,240.21 |
| | 60,316,884.60 | 86,137,411.19 |
| | 10,647,557.95 | 41,259,453.19 |
| | 12,421,509.43 | |
| | 6,605,625.97 | 7,240,199.46 |
| | 1,271,390,556.93 | 1,377,353,637.38 |

| | | |
|--|------------------|------------------|
| | | |
| | 1,256,900,955.70 | 599,180,453.14 |
| | | 362,800,000.00 |
| | 583,441,720.81 | 645,742,477.23 |
| | 10,544,372.62 | 8,968,331.21 |
| | | 87,180,191.18 |
| | 1,850,887,049.13 | 1,703,871,452.76 |

| | | |
|--|----------------|----------------|
| | | |
| | 145,076,249.91 | 405,561,873.06 |
| | 463,518,373.14 | |
| | 608,594,623.05 | 405,561,873.06 |

| | | |
|--|----------------|------------------|
| | | |
| | | 214,277,015.28 |
| | 439,865,582.17 | 1,079,839,075.93 |
| | 1,470,000.00 | 2,500,000.00 |
| | | 3,553,803.60 |
| | 441,335,582.17 | 1,300,169,894.81 |

| | | | | | | |
|--|----------------------|----------------------|----------------------|----------------------|----------------------|----------------------|
| | | | | | | |
| | 1,882,941,016. 40 | 729,500,000.00 | 757,528.90 | 1,952,941,016. 40 | | 660,257,528.90 |
| | 2,683,000,000. 00 | 1,088,000,000. 00 | 1,361,724,052. 16 | 3,039,622,752. 16 | 398,400,000.00 | 1,694,701,300. 00 |
| | 1,427,065,859. 97 | | 401,064,294.87 | | 1,427,065,859. 97 | 401,064,294.87 |
| | 335,064,407.73 | | 81,815,592.27 | 416,880,000.00 | | |
| | 6,328,071,284. 10 | 1,817,500,000. 00 | 1,845,361,468. 20 | 5,409,443,768. 56 | 1,825,465,859. 97 | 2,756,023,123. 77 |

| | | |
|-----|--------------------|--------------------|
| | | |
| 1 | | |
| | -1,848,529,033.98 | 346,649,751.49 |
| | 1,349,037,629.54 | 1,284,520,279.33 |
| | 34,907,153.70 | -24,580,834.14 |
| | 44,653,767.54 | 44,974,162.93 |
| | 99,125.22 | 3,652,530.04 |
| | 1,985,717.33 | 2,767,778.78 |
| | | |
| “ ” | 410,097.01 | -31,926.25 |
| “ ” | -127,146.93 | -10,209.45 |
| “ ” | -20,662,229.87 | -44,425,709.75 |
| “ ” | 168,391,309.61 | 149,696,120.75 |
| “ ” | 6,937,483.75 | -648,257,544.67 |
| “ ” | 124,856,772.42 | 381,139,379.02 |
| “ ” | -8,103,737.97 | 9,494,047.17 |
| “ ” | 22,910,156,449.50 | 17,280,959,157.25 |
| “ ” | 58,320,570.41 | 135,161,601.74 |
| “ ” | -20,827,039,591.97 | -16,493,359,931.85 |
| | 0.00 | 0.00 |
| | 1,995,294,335.31 | 2,428,348,652.39 |
| 2 | | |
| | | |
| | | |
| 3 | | |
| | 2,132,615,697.37 | 4,047,686,722.43 |
| | 4,047,686,722.43 | 8,087,449,895.05 |
| | | |
| | | |
| | -1,915,071,025.06 | -4,039,763,172.62 |

| | |
|--|--------------|
| | |
| | 3,750,000.00 |
| | |
| | 3,750,000.00 |
| | 2,566.59 |
| | |
| | 2,566.59 |
| | - |
| | |
| | - |
| | 3,747,433.41 |

| | |
|--|--------------|
| | |
| | 2,500,000.00 |
| | |
| | 1,000,000.00 |
| | 1,500,000.00 |
| | - |
| | - |
| | 919,819.67 |
| | |
| | 1,459.18 |
| | 8,571.35 |
| | 4,929.94 |
| | 904,859.20 |
| | - |
| | |
| | - |
| | - |
| | - |
| | - |
| | 1,580,180.33 |

| | | |
|--|------------------|------------------|
| | | |
| | 2,132,615,697.37 | 4,047,686,722.43 |

“ ”

| | |
|--|------------|
| | |
| | 624,433.23 |
| | 624,433.23 |

| | | |
|--|--|--|
| | | |
|--|--|--|

| | | |
|--|---------------|---------------|
| | 19,820,283.27 | 19,820,283.27 |
| | 30,259,058.44 | 30,259,058.44 |
| | 15,574,503.49 | 15,574,503.49 |
| | 4,063,232.05 | 4,063,232.05 |
| | 69,717,077.25 | 69,717,077.25 |

| | | |
|--|---------------|---------------|
| | | |
| | 5,605,404.18 | 4,904,255.73 |
| | 4,774,171.56 | 14,419,599.13 |
| | 253,942.90 | 2,766,497.94 |
| | 10,633,518.64 | 22,090,352.80 |
| | 10,633,518.64 | 22,090,352.80 |



| | 1,000,000.00 | 100.00 % | | 2024 10 | | 126,26 3.58 | 0.00% | | | | | |
|--|--------------|----------|--|------------|--|----------------|-------|--|--|--|--|--|
| | 1,500,000.00 | 100.00 % | | 2024 05 | | 126,45 5.49 | 0.00% | | | | | |

| | | | | | | | | | | | | |
|--|----------------|-------------|--|------------|--|---------------------|-------|--|--|--|--|--|
| | | | | | | | | | | | | |
| | | 100.00 % | | 2024 05 | | 192,42 7.54 | 0.00% | | | | | |
| | 292,30 1.60 | 51.00 % | | 2024 07 | | - 488,70 1.41 | 0.00% | | | | | |

1

| | 51.00% |
|--|--------|
| | 51.00% |
| | 51.00% |

2

| | 51.00% |
|--|---------|
| | 51.00% |
| | 100.00% |
| | 100.00% |
| | 100.00% |
| | 100.00% |
| | 100.00% |
| | 100.00% |

| | |
|----------------------|---------|
| | 100.00% |
| | 100.00% |
| | 100.00% |
| () | 100.00% |
| Honor Steady Co.,Ltd | 100.00% |

3,750,000.00

75.00%

| | 20,000,000.00 | | | | 90.00% | 10.00% | |
|--|----------------|--|--|--|---------|---------|--|
| | 10,000,000.00 | | | | 100.00% | 0.00% | |
| | 5,000,000.00 | | | | 90.00% | 10.00% | |
| | 5,180,000.00 | | | | 100.00% | 0.00% | |
| | 6,200,000.00 | | | | 100.00% | 0.00% | |
| | 5,000,000.00 | | | | 0.00% | 100.00% | |
| | 126,800,000.00 | | | | 100.00% | 0.00% | |
| | 189,000,000.00 | | | | 0.00% | 100.00% | |
| | 100,000,000.00 | | | | 0.00% | 100.00% | |
| | 1,000,000.00 | | | | 100.00% | 0.00% | |
| | 1,000,000.00 | | | | 0.00% | 100.00% | |
| | 10,000,000.00 | | | | 0.00% | 100.00% | |
| | 1,000,000.00 | | | | 48.60% | 51.40% | |
| | 1,000,000.00 | | | | 0.00% | 100.00% | |

| | | | | | | | |
|---|----------------|--|--|--|---------|---------|--|
| | 0 | | | | | | |
| | 5,000,000.00 | | | | 100.00% | 0.00% | |
| 1 | 1,000,000.00 | | | | 0.00% | 50.00% | |
| | 1,000,000.00 | | | | 60.00% | 0.00% | |
| | 20,000,000.00 | | | | 0.00% | 51.00% | |
| | 5,000,000.00 | | | | 0.00% | 100.00% | |
| 2 | 10,000,000.00 | | | | 0.00% | 50.00% | |
| | 5,000,000.00 | | | | 100.00% | 0.00% | |
| | 20,000,000.00 | | | | 0.00% | 100.00% | |
| | 100,000,000.00 | | | | 0.00% | 100.00% | |
| | 50,000,000.00 | | | | 0.00% | 100.00% | |
| | 1,000,000.00 | | | | 0.00% | 100.00% | |
| | 10,200,000.00 | | | | 100.00% | 0.00% | |
| | 1,000,000.00 | | | | 100.00% | 0.00% | |
| 3 | 10,000,000.00 | | | | 0.00% | 50.00% | |
| | 1,000,000.00 | | | | 0.00% | 100.00% | |
| | 1,000,000.00 | | | | 100.00% | 0.00% | |
| | 1,000,000.00 | | | | 100.00% | 0.00% | |
| | 1,000,000.00 | | | | 0.00% | 100.00% | |
| | 1,000,000.00 | | | | 100.00% | 0.00% | |
| | 1,000,000.00 | | | | 0.00% | 100.00% | |
| | 1,000,000.00 | | | | 0.00% | 100.00% | |
| | 2,000,000.00 | | | | 100.00% | 0.00% | |
| 3 | 10,000,000.00 | | | | 0.00% | 50.00% | |
| | 1,000,000.00 | | | | 100.00% | 0.00% | |
| | 1,000,000.00 | | | | 100.00% | 0.00% | |
| | 1,000,000.00 | | | | 0.00% | 100.00% | |
| | 1,000,000.00 | | | | 100.00% | 0.00% | |
| | 20,000,000.00 | | | | 0.00% | 100.00% | |

| | | | | | | | |
|--|--------------------|--|--|--|---------|-------------|--|
| | 10,000,000. 00 | | | | 100.00% | 0.00% | |
| | 1,000,000.0 0 | | | | 0.00% | 100.00 % | |
| | 200,000,000 .00 | | | | 100.00% | 0.00% | |
| | 1,000,000.0 0 | | | | 95.00% | 5.00% | |
| | 5,000,000.0 0 | | | | 0.00% | 100.00 % | |
| | 50,000,000. 00 | | | | 0.00% | 100.00 % | |
| | 1,000,000.0 0 | | | | 0.00% | 100.00 % | |
| | 1,000,000.0 0 | | | | 0.00% | 51.00% | |
| | 1,000,000.0 0 | | | | 100.00% | 0.00% | |
| | 1,000,000.0 0 | | | | 0.00% | 100.00 % | |
| | 1,000,000.0 0 | | | | 100.00% | 0.00% | |
| | 1,000,000.0 0 | | | | 100.00% | 0.00% | |
| | 1,000,000.0 0 | | | | 0.00% | 100.00 % | |
| | 5,000,000.0 0 | | | | 0.00% | 100.00 % | |
| | 1,000,000.0 0 | | | | 0.00% | 100.00 % | |
| | 1,000,000.0 0 | | | | 0.00% | 100.00 % | |
| | 1,000,000.0 0 | | | | 0.00% | 51.00% | |
| | 2,000,000.0 0 | | | | 0.00% | 100.00 % | |
| | 10,000,000. 00 | | | | 0.00% | 100.00 % | |
| | 1,000,000.0 0 | | | | 0.00% | 100.00 % | |
| | 10,000,000. 00 | | | | 0.00% | 100.00 % | |
| | 10,000,000. 00 | | | | 100.00% | 0.00% | |
| | 10,000,000. 00 | | | | 0.00% | 100.00 % | |
| | 10,000,000. 00 | | | | 100.00% | 0.00% | |
| | 10,000,000. 00 | | | | 0.00% | 100.00 % | |
| | 1,000,000.0 0 | | | | 0.00% | 100.00 % | |
| | 1,000,000.0 0 | | | | 100.00% | 0.00% | |
| | 1,000,000.0 0 | | | | 0.00% | 100.00 % | |
| | 20,000,000. | | | | 0.00% | 100.00 | |

| | | | | | | | |
|--|------------------|--|--|--|---------|---------|--|
| | 00 | | | | | % | |
| | 50,000,000.00 | | | | 0.00% | 100.00% | |
| | 50,000,000.00 | | | | 0.00% | 100.00% | |
| | 50,000,000.00 | | | | 0.00% | 100.00% | |
| | 1,000,000.00 | | | | 0.00% | 100.00% | |
| | 1,000,000.00 | | | | 100.00% | 0.00% | |
| | 1,000,000.00 | | | | 0.00% | 51.00% | |
| | 50,000,000.00 | | | | 95.00% | 5.00% | |
| | 50,000,000.00 | | | | 0.00% | 100.00% | |
| | 100,000,000.00 | | | | 0.00% | 100.00% | |
| | 50,000,000.00 | | | | 0.00% | 100.00% | |
| | 20,000,000.00 | | | | 0.00% | 100.00% | |
| | 50,000,000.00 | | | | 0.00% | 100.00% | |
| | 1,000,000.00 | | | | 0.00% | 100.00% | |
| | 280,500,000.00 | | | | 0.00% | 100.00% | |
| | 1,000,000.00 | | | | 0.00% | 100.00% | |
| | 1,107,500,000.00 | | | | 0.00% | 51.00% | |
| | 1,107,500,000.00 | | | | 0.00% | 51.00% | |
| | 50,000,000.00 | | | | 100.00% | 0.00% | |
| | 50,000,000.00 | | | | 95.00% | 5.00% | |
| | 20,000,000.00 | | | | 0.00% | 100.00% | |
| | 50,000,000.00 | | | | 0.00% | 100.00% | |
| | 50,000,000.00 | | | | 0.00% | 100.00% | |
| | 550,000,000.00 | | | | 0.00% | 51.00% | |
| | 50,000,000.00 | | | | 0.00% | 100.00% | |
| | 10,000,000.00 | | | | 0.00% | 100.00% | |
| | 10,000,000.00 | | | | 0.00% | 100.00% | |

| | | | | | | | |
|--|---------------|--|--|--|---------|---------|--|
| | 00 | | | | | % | |
| | 50,000,000.00 | | | | 0.00% | 100.00% | |
| | 10,000,000.00 | | | | 0.00% | 100.00% | |
| | 1,000,000.00 | | | | 100.00% | 0.00% | |
| | 1,000,000.00 | | | | 100.00% | 0.00% | |
| | 1,000,000.00 | | | | 0.00% | 100.00% | |
| | 5,000,000.00 | | | | 100.00% | 0.00% | |
| | 5,000,000.00 | | | | 0.00% | 100.00% | |

1
 35% 15% 50%

2
 50% 50%

3
 100% 2019 12 24 100%
 2019-21 50% 2019 12 30 2019-21
 2020 5 25 50%

| | | | | |
|--|--------|----------------|--|----------------|
| | | | | |
| | 49.00% | -42,467,415.11 | | 435,102,979.30 |
| | 49.00% | -81,629,107.11 | | 125,114,166.07 |

| | 1,139,582,625.98 | 1,813,272.33 | 1,141,395,898.31 | 124,169,334.44 | 129,261,300.00 | 253,430,634.44 | 2,160,211,972.37 | 1,200,897.09 | 2,161,412,869.46 | 890,457,376.13 | 290,000,000.00 | 1,180,457,376.13 |
|--|------------------|--------------|------------------|----------------|----------------|----------------|------------------|--------------|------------------|------------------|----------------|------------------|
| | 509,022,580.80 | | 509,022,580.80 | 7,548,010.01 | | 253,687,548.00 | 3,031,792,169.20 | 42,800.00 | 3,074,577,032.02 | 2,639,340,205.33 | | 1,180,457,376.13 |

to S/00N1€

| | | |
|----|----------------|------------------|
| | / | / |
| | | |
| | 404,693,602.56 | 1,270,767,675.57 |
| | | |
| -- | -12,067,123.53 | 647,836,079.74 |
| -- | -12,067,123.53 | 647,836,079.74 |

| | | |
|--|---------------|---------------|
| | | |
| | 10,752,875.50 | 41,259,453.19 |

5

2024 12 31

50

1,376.30

13

| | | 1 | 1-5 | 5 | |
|---|--|------------|-----------|-----------|------------|
| | | 66,025.75 | | | 66,025.75 |
| | | 240,774.51 | | | 240,774.51 |
| | | 1,883.84 | | | 1,883.84 |
| | | 241,974.34 | | | 241,974.34 |
| 1 | | 40,106.43 | 93,670.13 | 75,800.00 | 209,576.56 |
| | | 590,764.87 | 93,670.13 | 75,800.00 | 760,235.00 |

1

| | | 1 | 1-5 | 5 | |
|--|--|-----------|-----|---|-----------|
| | | 88,839.00 | | | 88,839.00 |
| | | 88,839.00 | | | 88,839.00 |

| | -- | -- | -- | -- |
|--|----|----------------|---------------|----------------|
| | | 190,947,803.51 | 22,433,912.68 | 213,381,716.19 |
| | | 190,947,803.51 | 22,433,912.68 | 213,381,716.19 |
| | -- | -- | -- | -- |

| | | | 105,000.00 | 47.93% | 47.93% |
|--|--|--|------------|--------|--------|

50%
28.69%

1 1

3 1

| 1 | |
|---|--|
| | |
| | |
| | |
| 1 | |
| | |
| | |
| | |
| | |
| | |

| | | 14,250.00 | 65,000,000.00 | | 1,435,584.00 |
|--|--|---------------|---------------|--|---------------|
| | | 43,021,029.68 | | | 76,777,730.43 |

/

1,569,827.36

94,339.62

94,339.62

4,661,116.57 2,234,416.37

669,037.42

235,849.05 701,055.49

1,569,157.09

87,428.30 994,033.03

2,340,721.71

2,036,259.65

-1,152,403.67 -9,812 ò



| | | | | | | | |
|-------|----------------|------|----|----|------|----|----|
| | 49,000,000.00 | 2021 | 02 | 03 | 2024 | 01 | 02 |
| | 240,000,000.00 | 2021 | 10 | 20 | 2024 | 04 | 11 |
| | 40,000,000.00 | 2023 | 08 | 10 | 2024 | 08 | 05 |
| | 60,000,000.00 | 2023 | 06 | 20 | 2024 | 06 | 20 |
| | 15,165,000.00 | 2023 | 08 | 03 | 2024 | 10 | 24 |
| L'œœ(| 9,600,000.00 | 2023 | 06 | 26 | 2024 | 06 | 13 |

ð 000'€



2021 9
49%

3

2022

3

2023

45,410,100.00

2024

3

| | | 34,845,421.34 | 34,845,421.34 | 33,859,943.07 | 3,385,994.31 |
|--|--|----------------|---------------|---------------|--------------|
| | | 6,226,037.67 | 1,743,302.12 | 48,685,778.48 | 4,868,577.85 |
| | | 5,165,914.70 | 2,141,942.01 | 12,184,231.37 | 1,218,423.14 |
| | | | | 88,077,989.84 | 4,403,899.49 |
| | | 223,275.00 | 178,620.00 | 343,500.00 | 17,175.00 |
| | | 1,918,909.89 | 575,672.97 | 3,268,909.89 | 163,445.49 |
| | | 195,017.95 | 117,010.77 | 1,196,270.21 | 59,813.51 |
| | | 9,340,490.08 | 2,802,147.02 | 11,920,956.41 | 1,192,095.64 |
| | | 612,804.59 | 30,640.23 | 1,814,033.03 | 90,701.65 |
| | | 3,277,752.13 | 163,887.61 | 669,037.42 | 33,451.87 |
| | | | 0.00 | 156,950.00 | 7,847.50 |
| | | 820,851.18 | 41,042.56 | 16,555.38 | 827.77 |
| | | 31,110,000.00 | 1,555,500.00 | 13,110,000.00 | 655,500.00 |
| | | 1,242,450.00 | 62,122.50 | | |
| | | 43,700,000.00 | 2,185,000.00 | | |
| | | 2,889,462.48 | 144,473.12 | | |
| | | 9,604,153.54 | 480,207.68 | | |
| | | | | 31,250.00 | 1,562.50 |
| | | 543,384.22 | 27,169.21 | 4,563,637.19 | 228,181.86 |
| | | 76,762,718.00 | 3,838,135.90 | 76,762,718.00 | 3,838,135.90 |
| | | 112,031,949.12 | 5,601,597.46 | 2,500,000.00 | 125,000.00 |

200,000.00

10,000.00

| | | | |
|--|--|----------------|----------------|
| | | 14,250.00 | |
| | | 138,617,414.35 | 100,873,067.05 |
| | | | 2,358,400.00 |
| | | 837,241,596.80 | 348,940,798.40 |
| | | 588,903,168.00 | 294,451,584.00 |

1

50,877,380.00

5 9

2023

45,410,100.00

5,467,280.00

2024 12 31

2024 12 31

1

2024 12 31

8.88

2024 12 31

0.00

2

31

3

| | | | | | |
|--|--|-----------|------------|------------|--|
| | | 5,000.00 | 2024-2-28 | 2025-2-28 | |
| | | 7,200.00 | 2024-9-26 | 2025-9-23 | |
| | | 2,800.00 | 2024-9-27 | 2025-9-25 | |
| | | 10,000.00 | 2024-5-30 | 2025-5-30 | |
| | | 5,000.00 | 2023-3-30 | 2024-3-29 | |
| | | 10,000.00 | 2023-6-26 | 2024-5-7 | |
| | | 20,000.00 | 2023-10-17 | 2024-9-20 | |
| | | 20,000.00 | 2023-10-16 | 2024-4-16 | |
| | | 8,000.00 | 2023-10-16 | 2024-4-16 | |
| | | 5,000.00 | 2024-3-29 | 2025-3-29 | |
| | | 10,000.00 | 2024-5-8 | 2025-5-7 | |
| | | 10,000.00 | 2023-10-17 | 2024-9-20 | |
| | | 1,000.00 | 2023-12-13 | 2024-10-10 | |
| | | 1,000.00 | 2024-12-18 | 2025-12-16 | |
| | | 31,000.00 | 2024-11-29 | 2039-11-27 | |
| | | 31,000.00 | 2024-11-29 | 2039-11-27 | |
| | | 21,200.00 | 2023-11-1 | 2038-10-31 | |
| | | 47,000.00 | 2022-12-9 | 2037-12-8 | |
| | | 24,290.00 | 2021-6-8 | 2024-1-15 | |
| | | 18,000.00 | 2021-12-28 | 2024-4-11 | |
| | | 63,500.00 | 2022-2-17 | 2024-7-1 | |
| | | 5,100.00 | 2021-2-3 | 2024-1-2 | |
| | | 24,000.00 | 2021-10-20 | 2024-4-11 | |
| | | 15,200.00 | 2022-3-16 | 2025-3-8 | |
| | | 27,000.00 | 2021-12-22 | 2024-10-17 | |
| | | 57,600.00 | 2022-1-26 | 2024-11-15 | |
| | | 13,926.13 | 2023-12-15 | 2028-12-15 | |

2 2024 12 31

| | |
|--|---------|
| | |
| | 100.00% |

" "

| | | |
|---|---|---------------|
| | | |
| 1 | 1 | 8,415,592.40 |
| 3 | | 223,275.00 |
| 3 | 4 | |
| 4 | 5 | 223,275.00 |
| | | 8,638,867.40 |
| | | 16,478,432.03 |

| | 8,638,86 7.40 | 100.00% | 599,399. 62 | 6.94% | 8,039,46 7.78 | 16,821,9 32.03 | 100.00% | 1,030,02 1.60 | 6.12% | 15,791,9 10.43 |
|--|------------------|---------|----------------|-------|------------------|-------------------|---------|------------------|-------|-------------------|
| | | | | | | | | | | |
| | 8,638,86 7.40 | 100.00% | 599,399. 62 | 6.94% | 8,039,46 7.78 | 16,821,9 32.03 | 100.00% | 1,030,02 1.60 | 6.12% | 15,791,9 10.43 |
| | 8,638,86 7.40 | 100.00% | 599,399. 62 | 6.94% | 8,039,46 7.78 | 16,821,9 32.03 | 100.00% | 1,030,02 1.60 | 6.12% | 15,791,9 10.43 |

| | 1,030,021.60 | -430,621.98 | | | | 599,399.62 |
|--|--------------|-------------|--|--|--|------------|
| | 1,030,021.60 | -430,621.98 | | | | 599,399.62 |

| | 4,220,188.68 | | 4,220,188.68 | 48.86% | 211,009.44 |
|--|--------------|--|--------------|---------|------------|
| | 4,146,103.08 | | 4,146,103.08 | 47.99% | 207,305.15 |
| | 223,275.00 | | 223,275.00 | 2.58% | 178,620.00 |
| | 49,300.64 | | 49,300.64 | 0.57% | 2,465.03 |
| | 8,638,867.40 | | 8,638,867.40 | 100.00% | 599,399.62 |

| | 14,556,311,728.08 | 16,587,028,174.87 |
|--|-------------------|-------------------|
| | 14,556,311,728.08 | 16,587,028,174.87 |

| | | |
|--|-------------------|-------------------|
| | | |
| | 15,322,089,200.04 | 17,459,630,551.16 |
| | 375,328.50 | 424,328.50 |
| | 15,322,464,528.54 | 17,460,054,879.66 |

| | | |
|-----|-------------------|-------------------|
| | | |
| 1 1 | 15,322,090,200.04 | 17,459,992,815.66 |
| 1 2 | 362,264.50 | |
| 2 3 | | 50,000.00 |
| 3 | 12,064.00 | 12,064.00 |
| 5 | 12,064.00 | 12,064.00 |
| | 15,322,464,528.54 | 17,460,054,879.66 |

| | | | | |
|------------|-----------------|--|--|-----------------|
| | | | | |
| | 12 | | | |
| 2024 1 1 | 873,026,704.79 | | | 873,026,704.79 |
| 2024 1 1 | | | | |
| | -106,873,904.33 | | | -106,873,904.33 |
| 2024 12 31 | 766,152,800.46 | | | 766,152,800.46 |

| | | |
|----------------|---|----------------|
| | | |
| 873,026,704.79 | - | 766,152,800.46 |

| | | | | | | |
|--|----------------|----------------|--|--|--|----------------|
| | | 106,873,904.33 | | | | |
| | 873,026,704.79 | - | | | | 766,152,800.46 |
| | | 106,873,904.33 | | | | |



1,556,371,151.34 1 10.16% 77,818,557.57
1,318,046,846.40

| | | | | | | | | |
|--|--------------------|--|------------------|-------------------------|--|--|--------------------|--|
| | 0.00 | | | | | | 00 | |
| | 2,000,00 0.00 | | | | | | 2,000,000. 00 | |
| | 6,000,00 0.00 | | | - 5,400,00 0.00 | | | 600,000.0 0 | |
| | 3,742,28 2.82 | | | | | | 3,742,282. 82 | |
| | 10,200,0 00.00 | | | | | | 10,200,00 0.00 | |
| | 1,000,00 0.00 | | | - 1,000,00 0.00 | | | | |
| | 1,000,00 0.00 | | | | | | 1,000,000. 00 | |
| | 1,000,00 0.00 | | | - 1,000,00 0.00 | | | | |
| | 1,000,00 0.00 | | | | | | 1,000,000. 00 | |
| | 200,000, 000.00 | | | | | | 200,000,0 00.00 | |
| | 1,000,00 0.00 | | | | | | 1,000,000. 00 | |
| | 140,562, 400.00 | | | - 90,000,0 00.00 | | | 50,562,40 0.00 | |
| | 10,000,0 00.00 | | | | | | 10,000,00 0.00 | |
| | 52,679,0 00.00 | | | - 50,000,0 00.00 | | | 2,679,000. 00 | |
| | 1,000,00 0.00 | | | | | | 1,000,000. 00 | |
| | 50,000,0 00.00 | | | | | | 50,000,00 0.00 | |
| | 870,293, 060.71 | | | - 254,000, 000.00 | | | 616,293,0 60.71 | |
| | | | 5,000,000 .00 | | | | 5,000,000. 00 | |
| | 5,180,00 0.00 | | | | | | 5,180,000. 00 | |
| | 219,022, 581.90 | | | | | | 219,022,5 81.90 | |
| | 450,000, 000.00 | | | - 449,000, 000.00 | | | 1,000,000. 00 | |
| | 652,757, 714.03 | | | - 232,794, 000.00 | | | 419,963,7 14.03 | |
| | 9,000,00 0.00 | | | | | | 9,000,000. 00 | |
| | 1,000,00 0.00 | | | | | | 1,000,000. 00 | |
| | 5,000,00 0.00 | | | - 500,000. | | | 4,500,000. 00 | |

| | | | | | | | |
|--|----------------------|--|-------------------|---------------------------|--|----------------------|--|
| | | | | 00 | | | |
| | 299,415, 066.79 | | | | | 299,415,0 66.79 | |
| | 1,000,00 0.00 | | | | | 1,000,000. 00 | |
| | 1,000,00 0.00 | | | | | 1,000,000. 00 | |
| | 950,000. 00 | | | | | 950,000.0 0 | |
| | 14,473,3 45.79 | | | - 14,473,3 45.79 | | | |
| | 6,200,00 0.00 | | | | | 6,200,000. 00 | |
| | | | 5,000,000 .00 | | | 5,000,000. 00 | |
| | 10,000,0 00.00 | | | | | 10,000,00 0.00 | |
| | 5,000,00 0.00 | | | | | 5,000,000. 00 | |
| | 3,034,47 5,452.04 | | 10,000,00 0.00 | - 1,099,16 7,345.79 | | 1,945,308, 106.25 | |

| | | | | | | | | | | | |
|--|-----------------------|--|--|-----------------------------|-----------------------|--|--|-----------------------|--|------------------|--|
| | | | | | | | | | | | |
| | | | | | | | | | | | |
| | | | | | | | | | | | |
| | 4,337, 564.04 | | | - 1,250, 000.00 | | | | - 3,087, 564.04 | | | |
| | 95,090 ,276.5 5 | | | - 122,50 0,000. 00 | 30,409 ,707.3 4 | | | | | 2,999, 983.89 | |
| | 99,427 ,840.5 9 | | | - 123,75 0,000. 00 | 30,409 ,707.3 4 | | | - 3,087, 564.04 | | 2,999, 983.89 | |
| | | | | | | | | | | | |
| | 99,427 ,840.5 | | | - 123,75 | 30,409 ,707.3 | | | - 3,087, | | 2,999, 983.89 | |

| | | | | | | | | | | | | |
|--|---|--|--|--------------|---|--|--|--------|--|--|--|--|
| | 9 | | | 0,000. 00 | 4 | | | 564.04 | | | | |
|--|---|--|--|--------------|---|--|--|--------|--|--|--|--|

| | | | | | | | | | | | | |
|--|--|--|--|--------------|--|--|--|---------------|--|--|--|--|
| | | | | | | | | | | | | |
| | | | | | | | | | | | | |
| | | | | 1,600,486.34 | | | | 18,084,015.69 | | | | |
| | | | | 1,600,486.34 | | | | 18,084,015.69 | | | | |

| | | | | | | | | | | | | |
|--|--|--|--|--|--|--|--|--------------|--|--|--|--|
| | | | | | | | | | | | | |
| | | | | | | | | 1,600,486.34 | | | | |
| | | | | | | | | | | | | |
| | | | | | | | | 375,619.08 | | | | |
| | | | | | | | | 1,224,867.26 | | | | |
| | | | | | | | | 1,600,486.34 | | | | |

0.00

| | | | | | | | | | | | | |
|--|--|--|--|--|--|--|--|------------------|--|--|--|------------------|
| | | | | | | | | | | | | |
| | | | | | | | | 1,647,745,018.23 | | | | 1,786,530,094.10 |
| | | | | | | | | 30,409,707.34 | | | | -9,657,340.20 |
| | | | | | | | | | | | | -4,074.87 |
| | | | | | | | | 1,140,667.54 | | | | 2,005.31 |
| | | | | | | | | 1,679,295,393.11 | | | | 1,776,870,684.34 |



| | | |
|--|---------------|----|
| | | |
| | 1,830,576.75 | |
| | 10,752,875.50 | |
| | 23,678,342.82 | |
| | 347,500.00 | |
| | -3,365,938.35 | |
| | 3,058,406.71 | |
| | 138,550.67 | |
| | 30,046,399.34 | -- |



1 —



| | | | |
|--|---------|---------|---------|
| | | | |
| | | / | / |
| | -24.06% | -0.5436 | -0.5436 |
| | -24.48% | -0.5531 | -0.5531 |



1

2

3

4